

PIEDMONT

Winthrop Eagles

2023-24 Record: 17-15, 8-8 Big South

2022-23 Final Record: 15-17, 10-8 Big South

Head Coach: Mark Prosser (3rd season/7th overall)

Winthrop/Career Record: 55-41/97-117

Big South Record: 32-18



Piedmont Lions

2024-25 Record: 0-0, 0-0 CCS

2023-24 Final Record: 16-11, 6-6 CCS

Head Coach: Greg Neeley (12th season/13th overall)

Piedmont/Career Record: 134-143/153-153

CCS Record: 71-83

WINTHROP

TIP-INS

- Eagles begin their 47th season of basketball overall and 40th in the Big South Conference
- It is the 655th home contest and 594th home game inside the Winthrop Coliseum
- All-time record of 29-18 in season openers and in home openers the Eagles are 36-11
- Winthrop is 124-92 all-time in the month of November and has been .500 or better in the month for 11 straight seasons
- Have won six straight home openers and 11 of the last 12
- Eagles have won 60 straight over Non-D1 opponents and are 105-8 all-time

HOW THEY MATCHUP
(2023-24 Stats)

77.3	Scoring	87.0
.464	FG%	.466
.341	3FG%	3.77
7.4	3FGM PG	9.8
.702	FT%	.714
35.4	Rebounding	38.7
11.9	Assists	15.9
6.3	Steals	8.9
2.8	Blocks	3.1
13.0	Turnovers PG	12.5
71.5	Scoring Defense	80.0
.421	FG% Defense	.425
.316	3FG% Defense	.336
+1.4	Rebound Margin	-1.2
+0.3	Turnover Margin	+3.5
L2	W/L Streak	L1

GAME INFORMATION

Game 1: Piedmont at Winthrop

Nov. 4, 2024 | 6:30 p.m. (EST)

Rock Hill, S.C. | Winthrop Coliseum (6,100)

Radio: Winthrop Sports Network

Station:

94.3 FM | WGNC AM1450/101.1FM | ESPN730

Play-by-Play: Brett McMillan

Analyst: Brett Ferguson

Television: ESPN+

Play-by-Play: Mike Pacheco

Analyst: Michael Jenkins

---Series History vs. Piedmont---

Overall..... 6-0

Last Meeting 11/9/22

Result Won, 78-56

Current Streak W6

at Winthrop Coliseum 4-0

Streak at Winthrop W4

In Overtime 2-1

Most Points (WINTHROP)..... 101 (11/26/82)

Most Points (PIEDMONT) 77 (11/26/82)

Prosser vs. Piedmont..... 3-0

2024-25 Schedule/Results

0-0, 0-0 Big South

NOVEMBER (0-0)

4	Piedmont	6:30 p.m.
9	Little Rock (Homecoming)	12:00 p.m.
11	at Virginia Tech (ACCNX)	7:00 p.m.
15	+ William & Mary	5:00 p.m.
16	+ Georgia Southern	5:00 p.m.
17	+ North Carolina Central	2:30 p.m.
22	at Louisville (ACCNX)	7:00 p.m.
25	LIU	6:30 p.m.
27	Averett	6:30 p.m.

DECEMBER (0-0)

3	at Queens	7:00 p.m.
7	Coastal Carolina	7:00 p.m.
12	+ Bob Jones	6:30 p.m.
17	at Florida State (ACCNX)	7:00 p.m.
21	Mercer	2:00 p.m.
29	at Indiana	4:00 p.m.

JANUARY (0-0)

2	* USC Upstate	4:00 p.m.
4	* at Radford	4:30 p.m.
8	* at Gardner-Webb	7:00 p.m.
11	* Longwood	2:00 p.m.
15	* Charleston Southern	6:30 p.m.
18	* at UNC Asheville	2:00 p.m.
25	* at High Point	2:00 p.m.
29	* Presbyterian College	6:30 p.m.

FEBRUARY (0-0)

1	* Gardner-Webb	2:00 p.m.
5	* at Charleston Southern	7:00 p.m.
8	* at USC Upstate	2:00 p.m.
12	* Radford	6:30 p.m.
15	* High Point	2:00 p.m.
19	* at Presbyterian College	7:00 p.m.
26	* at Longwood	7:00 p.m.

MARCH (0-0)

1	* UNC Asheville	4:00 p.m.
5-9	# Big South Tournament	TBD

+ (Played at Rock Hill Sports & Events Center - Rock Hill, SC)

* Big South Conference Game

Big South Tournament (Freedom Hall - Johnson City, Tenn.)

All Games (EST)

PROBABLE STARTERS (2023-24 RETURNERS ONLY)



10 JOHNSON	11 HARRISON	12 DOUCET	5 DIALLO	4 TALFORD
Sr. ▶ Guard	Sr. ▶ Guard	Sr. ▶ Forward	R-So. ▶ Forward	Sr. ▶ Forward
MIN. 27.8	MIN. 31.5	MIN. 23.9	MIN. 9.0	MIN. 27.1
PPG 10.4	PPG 11.3	PPG 12.4	PPG 1.7	PPG 14.1
RPG 3.5	RPG 3.0	RPG 4.3	RPG 2.3	RPG 5.7
APG 1.7	APG 3.8	APG 1.4	APG 0.5	APG 1.1
FG% 41.9	FG% 42.0	FG% 44.3	FG% 50.0	FG% 62.4
3FG% 35.4	3FG% 30.4	3FG% 35.4	FT% 46.2	FT% 69.1

Athletic Communications/MBB Contact
Brett Redden - Asst. AD for Communications
(803) 367-1649 / reddennb@winthrop.edu

2024-25 Winthrop Basketball Roster

NUMERICAL ROSTER

NO.	NAME	YR.	POS.	HT.	WT.	HOMETOWN/PREVIOUS SCHOOL
1	Isaiah Wilson	Sr.	G	6-1	180	Pittsburgh, Pa./ Richmond
2	Ryan Jolly	Gr.	G	6-3	180	Martinez, Ga. / Piedmont University
3	Paul Jones III	Fr.	G	6-4	170	Suffolk, Va. / Combine Academy
4	Kelton Talford	Sr.	F	6-7	200	Great Falls, S.C./ Great Falls H.S.
5	Yoro Diallo	R-So.	F	6-8	210	Cincinnati, Ohio/ Moeller H.S.
8	Cam Christy	Jr.	G	6-4	200	Walton, Ky. / Mount St. Joseph University
10	Nick Johnson	Sr.	G	6-4	200	Bronx, N.Y./ New Hampshire
11	Kasen Harrison	Sr.	G	6-2	200	Beaumont, Texas/ Lamar
12	K.J. Doucet	Sr.	F	6-7	230	Austell, Ga./ Fort Valley State
13	Clay Howard	Sr.	G	6-3	180	Aiken, S.C./ Aiken H.S.
14	Noah Van Bibber	So.	G	6-5	190	Debary, Fla./ Concord Academy
15	Tommy Kamarad	Sr.	F	6-8	205	Buford, Ga. / Arkansas Tech
21	Tai Hamilton	So.	F	6-10	200	Charlotte, N.C. / William & Mary
22	Henry Harrison	So.	G	5-11	175	Lewisburg, Pa./ Lewisburg H.S.
51	Logan Duncomb	Jr.	C	6-10	230	Cincinnati, Ohio / Xavier
55	Bryce Baker	Jr.	G	6-5	200	Mooreville, N.C. / Old Dominion

COACHING STAFF

Head Coach—Mark Prosser (Marist, '02)

Associate Head Coach—Tony Rack (Northern Kentucky, '12)

Associate Head Coach—Monty Sanders (Elon, '09)

Assistant Coach—Mitchell Hill (Tennessee Tech, '15)

Director of Basketball Operations—Kaylin Johnson (Samford, '12)

Video Coordinator—Matt Erps (Winthrop, '18)

Graduate Assistant—Andre Smith (Winthrop, '15)

PRONUNCIATION GUIDE

4-Kelton Talford	TAL-FERD
5-Yoro Diallo	YOR-OWE DEE-ALL-OH
12-K.J. Doucet	DEW-SET
15-Tommy Kamarad	CAM-UH-RAD
51-Logan Duncomb	DONE-COME

RADIO / TV PLAYER PHOTO CHART




Isaiah Wilson
G, 6-1, Sr.
Pittsburgh, Pa.



Ryan Jolly
G, 6-3, Gr.
Martinez, Ga.



Paul Jones III
G, 6-4, Fr.
Suffolk, Va.




Kelton Talford
F, 6-7, Sr.
Great Falls, S.C.



Yoro Diallo
F, 6-8, R-So.
Cincinnati, Ohio



Cam Christy
G, 6-4, Jr.
Walton, Ky.



Nick Johnson
G, 6-4, Sr.
Bronx, N.Y.




Kasen Harrison
G, 6-2, Sr.
Beaumont, Texas



K.J. Doucet
F, 6-7, Sr.
Austell, Ga.




Clay Howard
G, 6-3, Jr.
Aiken, S.C.



Noah Van Bibber
G, 6-5, So.
Debary, Fla.



Tommy Kamarad
F, 6-8, Sr.
Buford, Ga.



Tai Hamilton
F, 6-10, So.
Charlotte, N.C.



Henry Harrison
G, 5-11, So.
Lewisburg, Pa.



Logan Duncomb
C, 6-10, Jr.
Crystal Lake, Ill.



Bryce Baker
G, 6-5, Jr.
Mooreville, N.C.



Mark Prosser
HEAD COACH



EAGLE EYE VIEW OF THE TEAM

WINTHROP SERIES HISTORY VERSUS PIEDMONT/NON-D1 OPPONENTS

- Winthrop and Piedmont meet for the 6th time and second time in three seasons
- Winthrop is 5-0 all-time against Piedmont
- Eagles have won 61 straight games over Non-D1 opponents and are 105-8 all-time
- In the last 18 meetings with non-D1 opponents the Eagles have scored 100 or more points in 12 of the meetings
- The most points Winthrop has ever scored vs. a Non-D1 opponent is 134 (program record) vs. Pfeiffer on Nov. 13, 2018
- The most points the Eagles have allowed against a Non-D1 opponent is 99 (Pfeiffer - 11/13/18)
- Fewest points Winthrop has held a Non-D1 opponent is 34 vs. Limestone (1/2/08 in a 78-34 win)

AT HOME

- Closed out its 2023-24 home schedule with a 65-64 loss to Gardner-Webb
- Finished last season with an 11-5 record, 4-4 in non-conference and 7-1 in Big South action
- Eagles have now won 11 or more home games in 11 of the last 12 seasons
- Averaged 81.7 ppg while holding opponents to 66.9 ppg (Shot 49 percent from the floor while opponents shot 40 percent)
- The longest home win streak in program history is 24 from 2005-06/2007-08
- Hold an all-time record of 478-177 in home games and 428-165 at the Winthrop Coliseum
- Since 1998-99 the Eagles are 300-69 at home (.813 winning percentage)
- Since 2012-13 the Eagles are 140-34 at home (.805 winning percentage)
- As an NCAA D1 member the Eagles are 397-148 in home contests

EAGLES IN BIG SOUTH

- Finished with an 8-8 mark for a 4th place finish in the standings
- Now have 12 straight seasons with at least a .500 or better record in conference
- Started league play 4-0 for the first time since 2021-22 and the 4th time in the last five seasons
- It was the 8th 4-0 start in program history (in 2006-07 the Eagles went 14-0 in league play)
- The Eagles are 49-18 in conference play over the last four seasons and 64-21 over the last five
- Hold an all-time regular season league record mark of 350-239 (.594)
- The 350 victories are the most by any Big South member
-

TEAM NEWS

- Return 4-of-5 starters from last year's team that was 17-15 overall
- All four returning starters were also the Top 4 in scoring from from 2023-24
- Two-Time All-Big South First Team selection Kelton Talford is the top returner as he led the team with 14.1 ppg and 5.8 rpg
- K.J. Doucet was second on the team in scoring at 12.4 ppg and second on the team with 51 made threes
- Kasen Harrison was also in double-figures at 11.3 ppg and led the team with 3.8 apg (ranked 3rd in Big South)
- Nick Johnson averaged 10.4 ppg and led the team with 44 steals, while ranking 4th in the Big South at 1.4 per game
- Also returning are Yoro Diallo and Noah Van Bibber as Diallo saw action in 28 games while Van Bibber played in 18 contests
- Added six newcomers in the offseason, five of which are transfers and one true freshman
- The transfers include Ryan Jolly (Piedmont), Tommy Kamarad (Arkansas Tech), Tai Hamilton (William & Mary), Logan Duncomb (Xavier) and Bryce Baker (Old Dominion)
- Paul Jones III is the lone freshman on the team
- Hold an all-time mark of 124-92 in the month of November, 135-148 in the month of December, 252-185 in January and 230-152 in February
- Last year the Eagles won five games in November, the most since the 2013-14 season (5)
- It was just the 8th time in program history the team won five games in November
- Since 2016-17 the Eagles are 17-4 in home games during the month of November, 29-17 in December, 26-9 in January and 42-17 in February
- This is the program's 1,408th game as it holds an all-time record of 797-612 The 2023-24 team set the NCAA D1 program record for free throws made (601) and free throws attempted (856) for a single-season
- The 18.8 free throws made per game were a program record, as were the 26.8 free throw attempts per game
- Attempted 238 more free throws than opponents and made 601, which was nearly as many as opponents attempted (618)
- Winthrop led the nation in free throw attempts (26.8) and
- Eagles finished 9th in the nation in total free throw attempts, 16th in free throws made
- Voted to finish second in the Big South Conference Preseason Poll (1 first-place vote) for the second time in the last three seasons
- Winthrop has 10 or more threes in 36 games in the Prosser Era (Hold a 28-8 record in those 36 contests)
- Over the last three seasons Winthrop is 78-12 when leading at the half (136-23 since the start of the 2015-16 season/150-32 since the 2014-15 season)
- In the last 11 seasons the Eagles are 171-26 when leading at the half, 44-90 when trailing and 10-4 when tied
- In Big South contests since 2013-14, the Eagles are 116-16 when leading at the half, 34-39 when trailing and 7-3 when tied
- In the last 197 victories, the Eagles have won by double-figures in 121 of them (61%)
- Over the last 11 seasons Winthrop is 160-61 when attempting 20 or more free throws, 45-12 when attempting 30 or more, 7-2 when attempting 40 or more and 1-1 when attempting 50-plus
- During that same time span, Winthrop is 77-72 when it has less than 20 free throw attempts
- Have won seven of the last eight games attempting 30 or more free throws after having lost 4-of-5 prior
- In the last 11 seasons Winthrop is 74-11 when making 10 or more threes and attempting 20 or more free throws in same game
- Since 2012-13 the Eagles have more wins than any other Big South Conference school (239), 30 more than the next team (Gardner-Webb/UNC Asheville -209)

TEAM STREAKS

- Have hit at least one three-point basket in 381 consecutive games
- Have at least one block in 31 straight games
- Now have 12 straight seasons with 10 or more home wins
- Have been Top 3 scoring in the Big South for 10 straight seasons

EAGLE EYE VIEW OF THE TEAM

LOOKING BACK AT 2023-24

- Season ended with a 69-56 loss to 5th-seeded Longwood, the eventual Big South Champion
- Bounced back from its first losing season since 2012-13 with a 17-15 mark
- Winthrop suffered its first losing season since 2012-13, finishing the 2022-23 campaign 15-17
- Battled through a number of injuries that started with the loss of four-year starter Michael Anumba in the preseason
- That led to 11 different starting lineups throughout the season
- Offensively the Eagles averaged 73.8 ppg, the lowest scoring average since 2014-15 and allowed the most points (74.3 ppg) since 2018-19
- When the Eagles scored at least 70 points, they held a record of 14-5
- Eagles dropped their opening game of the Big South Conference Tournament with a quarterfinals loss to Radford (78-69)
- Finished the season with 283 three-pointers, the sixth most made in a single-season in program history (averaged 8.84 per game)
- The 8.84 threes per game ranked 39th nationally and led the Big South Conference
- For the first time since 2016-17 the team had more turnovers than assists (366-447)
- Led the Big South in free throw percentage (.739), which was the third best in program history for a single-season

HEAD COACH MARK PROSSER

- In his fourth season as head coach of the Eagles and 8th season overall as a head coach
- He became the 7th head coach in program history and joined all previous head coaches in winning their first game coaching the Eagles
- Coached his 200th game and earned his 50th victory at Winthrop on Jan. 10 and earned an 81-71 road win
- Mark Prosser is coaching in his 206th game (178th at NCAA D1 level)
- Led the Eagles to 23 wins in 2021-22, the most by any first-year head coach in program history
- Prosser joined Steve Vacendak, Gregg Marshall and Randy Peele as the only coaches to start their Winthrop career 2-0
- Became 1-of-3 Winthrop coaches to win their first Big South Conference regular season game and to start 2-0 (Dan Kenney/Gregg Marshall) and just Prosser and Marshall began their Big South career 5-0
- First Winthrop coach to reach at least 11 league wins in first season at the helm (finished with 14)
- Guided the team to its first ever win over a PAC 12 opponent with an 82-74 win at Washington (11/27/21)
- Came to the Eagles after three years as head coach of Western Carolina
- In his second season with the Catamounts he and his staff put together the nation's second biggest turnaround in D1 men's basketball (12-win improvement)
- Spent six seasons at Winthrop as an Associate Head Coach (Assistant coach - 1st year)
- Holds a career record of 97-117 (92-94 at the NCAA D1 level)
- Graduated from Marist and then became a student assistant three seasons before joining the staff at Wofford as an assistant coach in 2002-03
- After one season he became an assistant coach at Bucknell (2003-08)
- While at Bucknell, the Bison upset Kansas in the 2005 NCAA Tournament
- Returned to Wofford as an assistant coach in 2008 where he remained until taking the head coaching job at Brevard College in 2011-12=
- After one season he left Brevard to join the Winthrop coaching staff

CURRENT BIG SOUTH MEMBERS

<i>(ranked by overall wins)</i> School	<i>Since (2012-13)</i>		<i>2023-24</i>	<i>2023-24</i>
	Overall	Big South	Overall	Big South
Winthrop	241-135	131-64	17-15	8-8
Gardner-Webb	209-178	113-77	17-16	11-5
UNC Asheville	209-170	116-69	22-12	12-4
Radford	206-174	114-75	16-17	5-11
High Point	193-179	107-81	27-9	13-3
Longwood	185-238	80-128	21-14	6-10
USC Upstate**	143-207	28-54	10-20	5-11
Presbyterian College	118-257	53-150	14-19	6-10
Charleston Southern*	103-242	51-123	10-20	6-10

(Game Through 2023-24)

* Charleston Southern had 51 wins (31 conference wins and 3 conference tournament wins vacated)

** USC Upstate overall record from 2012-13 - 2017-18 in Atlantic Sun Conference



Piedmont -
Little Rock -
at Virginia Tech -
William & Mary -
Georgia Southern -
North Carolina Central -
at Louisville -
LIU -
Averett -
at Queens -
Coastal Carolina -
Bob Jones -
at Florida State -
Mercer -
at Indiana -
USC Upstate -
at Radford -
at Gardner-Webb -
Longwood -
Charleston Southern -
at UNC Asheville -
at High Point -
Presbyterian -
Gardner-Webb -
at Charleston Sou. -
at USC Upstate -
Radford -
High Point -
at Presbyterian -
at Longwood -
UNC Asheville -

AN EAGLES WIN WOULD...

- Be the 61st straight win over Non-D1 opponents
- Be a 7th straight win in a home opener
- Give Prosser his 98th career win and 93rd win as an NCAA D1 coach
- Give the program 798 victories all-time
- Be the 658th all-time at the NCAA D1 level

WINTHROP

All-Time Head Coaches (Wins)

Coach	Wins	Losses	Pct.
Gregg Marshall	194	83	.700
Pat Kelsey	186	95	.663
Nield Gordon	160	100	.615
Randy Peele	77	82	.484
Steve Vacendak	74	98	.430
Mark Prosser	55	41	.573
Dan Kenney	51	113	.331

2023-24 EAGLE TRENDS

THE EAGLES RECORD

Overall: 17-15
At home: 11-5
On the road: 6-9
At a neutral site: 0-1
In the Big South: 8-8
Big South Home: 4-4
Big South Away: 4-4
Overtime: 3-1
Night Tip: 10-9
Daytime Tip: 7-6
Morning Tip: 0-0
Win the Opening Tip: 13-5
Lose the Opening Tip: 4-10
Nationally ranked opponents: 0-0
Opponents receiving votes: 0-0
ACCNX: 0-2
SEC Network+: 0-2
ESPN+: 16-9
ESPN: 0-0
ESPNU: 1-1
ESPN3: 0-0
FS1: 0-1
Play a team with a record over .500: 6-7
A team with a record below .500: 7-4
A team with a record of .500: 4-4
Lead at halftime: 14-4
Trail at halftime: 2-12
Tied at halftime: 0-0
Lead 10+ at halftime: 9-2
Trail 10+ at halftime: 1-1
Score first: 11-9
1st possession is a turnover: 3-2
1st possession is a made FG: 6-8
1st possession is a missed FGA: 7-4
1st possession is a made FT: 1-1
1st possession is a missed FT: 0-0
Make First Field Goal Attempt: 7-9
Miss First Field Goal Attempt: 10-6

SCHEDULED TIME OF TIP/DAY OF WEEK

(record by time zone, not just EST)
Tip at 11 a.m.: 0-0
Tip at 12 p.m.: 1-0
Tip at 12:30 p.m.: 0-0
Tip at 1 p.m.: 0-1
Tip at 2 p.m.: 2-3
Tip at 2:30 p.m.: 1-0
Tip at 3 p.m.: 0-1
Tip at 4 p.m.: 2-2 (CCU Game tipped just after 4 p.m.)
Tip at 5 p.m.: 2-1
Tip at 5:30 p.m.: 0-1
Tip at 6 p.m.: 0-0
Tip at 6:30 p.m.: 5-1
Tip at 7 p.m.: 2-5
Tip at 7:30 p.m.: 0-1
Tip at 8 p.m.: 1-0
Monday: 0-1
Tuesday: 2-1
Wednesday: 5-2
Thursday: 1-1
Friday: 2-3
Saturday: 5-7
Sunday: 1-0

SCORING

Scores between 10-19: 0-0
20-29 points: 0-0
30-39 points: 0-0
40-49 points: 0-0
50-59 points: 0-3
60-69 points: 2-4
70-79 points: 3-5
80-89 points: 7-1
90-99 points: 4-1
100-plus points: 1-0
Shoot 10-19 percent from the field: 0-0
20-29%: 0-0
30-34%: 0-2
35-39%: 1-1
40-44%: 4-6
45-49%: 3-4
50-59%: 8-1
60-plus: 1-0
Higher FG% than opponent: 15-4

Lower FG % than opponent: 2-9
FG% is the same: 0-1
Hit 7 or more threes: 12-8
Hit less than 7 threes: 5-7
Attempt less than 20 threes: 5-7
Attempt 20 or more threes: 12-8
Attempt 30 or more threes: 2-0
Turn ball over less than 10 times: 4-2
10-15 times: 10-10
16-20 times: 3-2
21-plus: 0-1
Make more free throws: 16-7
Make fewer free throws: 1-8
Make same free throws: 0-0
Attempt more free throws: 16-10
Attempt fewer free throws: 1-5
Attempt same free throws: 0-0
Have more rebounds: 9-2
Have fewer rebounds: 8-13
Have same rebounds: 0-0
Have more turnovers: 3-7
Have fewer turnovers: 12-4
Have same turnovers: 2-4
Have more steals: 11-4
Have fewer steals: 5-8
Have same steals: 1-3

LATE IN THE GAME(regulation only)

Lead with five minutes left: 16-3
Trail with five minutes left: 1-12
Tied with five minutes left: 0-0
Lead with one minute left: 16-1
Trail with one minute left: 1-13
Tied with one minute left: 0-1
Bench scores more points: 14-5
Bench scores fewer points: 3-10
Bench scores same points: 0-0
1 Score Double-Figures: 0-0
2 Score Double-Figures: 0-6
3 Score Double-Figures: 3-5
4 Score Double-Figures: 10-5
5 Score Double-Figures: 3-0
6 Score Double-Figures: 1-0
7 Score Double-Figures: 0-0

GAMES DECIDED BY...

1 point: 0-1
2 points: 1-2
5 points or less: 3-7
6-9 points: 4-2
Double-figures: 10-6

First Basket (POINT) is a...

Jumper: 1-4
Lay-up/Tip-in: 7-6
Dunk: 3-2
Free Throw: 4-1
Three-Pointer: 2-2

POINTS OFF TURNOVERS

Score more off turnovers: 10-4
Outscored off turnovers: 7-9
Tied in points off turnovers: 0-1

POINTS IN PAINT

Score more points in paint: 14-5
Outscored in paint: 3-9
Tied in points in paint: 0-0

2ND CHANCE POINTS

Score more 2nd chance points: 10-4
Outscored in 2nd chance points: 7-10
Tied in 2nd chance points: 0-0

SCHOOLS FROM...

Arkansas: 1-0
Florida: 0-1
Georgia: 1-1
Indiana: 1-0
Massachusetts: 1-0
North Carolina: 3-6
Ohio: 0-1
Pennsylvania: 0-1
South Carolina: 7-3
Virginia: 3-2

YEAR-BY-YEAR RECORDS

(Member of NCAA D1 Level Only)					
Year	Overall	Home	Away	Non-Conf.	BSC
23-24	17-15	11-5	6-9	9-7	8-8
22-23	15-17	10-4	4-11	5-9	10-8
21-22	23-9	13-0	7-7	9-7	14-2
20-21	23-2	11-1	10-0	5-1	17-1
19-20	24-10	12-4	10-6	7-7	15-3
18-19	18-12	11-3	7-8	8-5	10-6
17-18	19-12	11-3	7-8	6-5	12-6
16-17	26-7	14-3	12-3	8-4	15-3
15-16	23-9	14-1	7-7	10-4	13-5
14-15	19-13	11-3	6-10	7-7	12-6
13-14	20-13	12-3	5-10	10-7	10-6
12-13	14-17	11-4	2-12	8-7	6-10
11-12	12-20	7-5	4-11	4-10	8-10
10-11	13-17	9-4	4-10	4-8	9-9
09-10	19-14	12-2	6-11	7-8	12-6
08-09	11-19	7-6	4-12	2-10	9-9
07-08	22-12	12-3	6-7	12-8	10-4
06-07	29-5	15-0	12-3	15-5	14-0
05-06	23-8	15-1	7-6	10-5	13-3
04-05	27-6	16-0	9-4	12-5	15-1
03-04	16-12	10-4	5-7	6-5	10-6
02-03	20-10	11-3	9-4	8-6	11-3
01-02	19-12	9-4	7-5	6-7	10-4
00-01	18-13	11-1	5-7	5-9	11-3
99-00	21-9	13-1	6-7	8-5	11-3
98-99	21-8	12-1	7-6	10-6	9-1
97-98	7-20	4-9	4-10	3-11	4-8
96-97	12-15	9-4	3-10	7-6	5-9
95-96	7-19	4-8	3-10	1-11	6-8
94-95	7-20	5-7	2-12	3-8	4-12
93-94	4-23	3-9	1-13	1-8	3-15
92-93	14-16	7-5	4-10	9-5	5-11
91-92	6-22	4-11	2-10	3-11	2-12
90-91	8-20	6-7	2-12	3-10	5-9
89-90	19-10	14-4	5-7	13-4	6-6
88-89	16-13	14-5	2-8	10-5	5-7
87-88	17-13	12-3	5-10	9-6	5-7
86-87	8-20	5-5	3-14	7-12	1-7
85-86	20-9	14-2	5-6	14-6	5-3
Totals	656-521	401-149	215-322	282-270	350-240

THE EAGLES' RECORD IN WINTHROP COLISEUM

Season	Won	Lost	Pct.
1982-83	7	8	.467
1983-84	12	5	.706
1984-85	11	4	.733
1985-86	14	2	.875
1986-87	5	5	.500
1987-88	12	3	.800
1988-89	14	5	.737
1989-90	14	4	.778
1990-91	6	7	.462
1991-92	4	11	.267
1992-93	7	5	.583
1993-94	3	9	.250
1994-95	5	7	.417
1995-96	4	8	.333
1996-97	9	4	.692
1997-98	4	9	.308
1998-99	12	1	.923
1999-00	13	1	.929
2000-01	11	1	.917
2001-02	9	4	.692
2002-03	11	3	.786
2003-04	10	4	.714
2004-05	16	0	1.000
2005-06	15	1	.938
2006-07	15	0	1.000
2007-08	12	3	.800
2008-09	7	6	.538
2009-10	12	2	.857
2010-11	9	4	.692
2011-12	7	5	.583
2012-13	11	4	.733
2013-14	12	3	.800
2014-15	11	3	.786
2015-16	14	1	.933
2016-17	14	3	.824
2017-18	11	3	.786
2018-19	11	3	.786
2019-20	12	4	.750
2020-21	11	1	.916
2021-22	13	0	1.000
2022-23	10	4	.692
2023-24	11	5	.688
36 Years	428	165	.722

2022-23 EXTRAS

WINTHROP RECORD ACCORDING TO STARTING LINEUP

K. Harrison, Johnson, Doucet, Claxton, Talford	11-5
K. Harrison, Johnson, Anumba, Doucet, Timmerman	1-0
Johnson, Anumba, Doucet, Claxton, Talford	1-0
McMahon, Johnson, Doucet, Claxton, Timmerman	1-0
K. Harrison, Johnson, Doucet, Claxton, Timmerman	1-1
K. Harrison, Anumba, Doucet, Claxton, Talford	1-2
K. Harrison, Johnson, Anumba, Doucet, Talford	1-4
K. Harrison, Anumba, Claxton, Talford, Timmerman	0-1
Johnson, Doucet, Claxton, Talford, Timmerman	0-1
K. Harrison, McMahon, Doucet, Talford, Timmerman	0-1

WINTHROP RECORD WHEN LEADING SCORER IS...

Talford	6-6
Doucet	5-0
Timmerman	2-0
Johnson	2-2
K. Harrison	2-5
Anumba	1-1
Van Bibber	1-0
McMahon	0-1

WINTHROP RECORD WHEN LEADING REBOUNDER IS...

Talford	6-6
Doucet	5-2
Timmerman	5-3
Diallo	3-0
Johnson	2-1
Claxton	2-2
Anumba	1-0
K. Harrison	1-0
McKelvy	1-0

WINTHROP RECORD WHEN LEADER IN ASSISTS IS...

K. Harrison	10-12
Johnson	4-1
McMahon	2-1
Talford	2-2
Doucet	2-3
Claxton	1-0
Anumba	1-1
Timmerman	1-1
Diallo	0-1

WINTHROP RECORD WHEN OPPONENT...

Shoots less than 30%:	1-0
30-34%:	5-1
35-39%:	4-2
40-44%:	4-4
45-49%:	2-3
50-59%:	1-5
60-plus:	0-0
Makes 25 or more FG:	7-11
Makes fewer than 25 FG:	10-4
Makes 7 or more 3PT FG:	11-10
Makes 6 or less 3PT FG:	6-5
Makes more than 15 FTs:	3-9
Makes 15 or fewer FTs:	15-5
Commits 13 or fewer TOs:	5-11
Commits 14 or more TOs:	12-4
Scores the first point(s) of 2nd half:	8-8

WINTHROP RECORD WHEN OPPONENT HAS...

A 20-point scorer:	7-9
A 30-point scorer:	1-3
A 40-point scorer:	0-0
More than one 20-point scorer:	2-0
No players in double-figures:	0-0
1 Player in double-figures:	2-0
2 Players in double-figures:	4-1
3 Players in double-figures:	4-6
4 Players in double-figures:	5-6
5 or more players in double-figures:	2-2
6 or more players in double-figures:	0-0

Margin of Victory/Defeat

Breakdown of Eagles' margin of victory...

1	2	3	4	5	6	7	8	9	10	11-15	16-20	21-25	26+
-	1	1	1	-	1	-	2	1	1	1	3	1	4

Breakdown of Eagles' margin of defeat...

1	2	3	4	5	6	7	8	9	10	11-15	16-20	21-25	26-30+
1	2	-	2	2	1	-	-	1	2	1	1	2	-

WINTHROP CURRENT STREAKS

OVERALL

All Games	L2
Big South Games Overall	L2
Ranked opponent	L3

HOME

All Games	L1
Non-Conference Home Games	W6
Big South Home Games	L1

ROAD

All Games	L1
Big South Road Games	L1
Non-Conference Road Games	L3

NEUTRAL

At Neutral Sites	L1
Ranked opponents	L3
Unranked opponents	L1

EAGLES CURRENT STREAKS VS. BIG SOUTH OPPONENTS

Charleston Southern	W10
Gardner-Webb	L2
High Point	L1
Longwood	L1
Presbyterian College	L1
Radford	W2
UNC Asheville	L3
USC Upstate	W2

RECORD AT WINTHROP COLISEUM

Winthrop Record At Winthrop Coliseum When It Scores...

	Since 2004-05	All-Time (D1 level)
100+:	21-1	29-1
90-99:	29-0	46-1
80-89:	54-8	91-8
70-79:	61-9	118-30
60-69:	44-13	77-48
50-59:	18-16	23-39
40-49:	1-6	1-10

When Winthrop Allows () Points At Winthrop Coliseum...

100+:	1-1
90-99:	5-5
80-89:	20-11
70-79:	37-14
60-69:	61-17
50-59:	55-7
40-49:	42-2
30-39:	2-0

LAST TIME WINTHROP...

TEAM

Scored 70-79 points

74 at Longwood, 2-10-24 (L, 84-74)

Scored 80-89 points

83, 2-24-24 (W, 83-74)

Scored 90-99 points

96, at High Point 2-28-24 (L, 100-96 in OT)

Scored 100+ points

113 vs. Toccoa Falls, 12-29-23 (W, 113-62)

Both Team Score 100 Points Or More

UNC Asheville, 2-26-14 (W, 107-100 in OT)

Held opponent to 40-49 points

Charleston Southern, 2-7-24 (W, 67-46)

Held opponent to 30-39 points

Lenoir-Rhyne, 11-20-12 (W, 59-35)

Held opponent to 20-29 points

at College of Charleston (29), 2-26-83 (L, 29-23)

Allowed 70-79 points

74 vs. USC Upstate, 2-24-24 (W, 83-74)

Allowed 80-89 points

84 at Longwood, 2-10-24 (L, 84-74)

Allowed 90-99 points

93 vs. Campbell, 2-22-23 (W, 95-93 in OT)

Allowed 100 points or more

100 at High Point, 2-28-24 (L, 100-96 in OT)

Scored 50 in a half

at High Point, 2-28-24 (52-2nd half)

Allowed 50 in a half

at Coastal Carolina, 12-2-23 (51-2nd half)

Allowed 60 in a half

vs. Gardner-Webb, 1-24-19 (62-2nd half)

Scored 60 in a half

vs. Toccoa Falls, 12-29-23 (61-1st half)

Allowed 60 in a half

vs. Gardner-Webb, 1-24-19 (62-2nd half)

Scored 70 in a half

vs. Pfeiffer, 11-13-18 (73-1st half)

Held Opponent under 20 points in a half

vs. Toccoa Falls, 11-29-22 (13-1st half)

Held Big South Opponent under 20 points in a half

vs. (7) High Point, 3-4-22 (17-1st half)

Scored under 20 points in a half

vs. Presbyterian College, 2-21-24 (19-2nd half)

Won in overtime

vs. Radford, 1-13-24 (W, 92-88 in 3OT)

Lost in overtime

at High Point, 2-28-24 (L, 100-96 in OT)

Won At The Buzzer

at Radford, 2-13-16 (W, 86-84 / Keon Johnson GW Jumper)

Lost At The Buzzer

at Fresno State, 11-10-19 (L, 77-74)

Played In Double-Overtime

vs. Charleston Southern, 2-23-19 (W, 80-78)

Played In Triple-Overtime

vs. Radford, 1-13-24 (W, 92-88)

Played Overtime In Non-Conference Game

vs. Mercer, 11-13-21 (W, 88-85 in OT)

Played Overtime In Non-Conference Home Game

vs. Furman, 11-30-16 (W, 58-57/OT)

Played Overtime In Non-Conference Road Game

at Illinois, 11-21-16 (W, 84-80/OT)

Played In Back-To-Back Overtime Games:

1-3-24 vs. Longwood / 1-6-24 at USC Upstate

Shot 50-59 percent from field

at Radford, 2-15-24 (.500-Won, 85-69)

Shot 60 percent or better from field

vs. Brevard College, 11-8-23 (.610-Won 98-44)

An opponent shot 50-59 percent from field

Presbyterian College, 2-21-24 (.525-Lost, 78-55)

An opponent shot 60 percent or better from field

Campbell, 2-22-23 (.600-Won 95-93 in OT)

Shot 50-59 percent from the field in a half

vs. USC Upstate, 2-15-24 (.552-2nd half)

Shot 60-69 percent from the field in a half

vs. High Point, 1-27-24, (.613-1st half)

Shot 70 percent or better from the field in a half

vs. Brevard College, 11-8-23 (.704-2nd half)

Shot 50 percent or better in each half

at Presbyterian, 1-28-23 (1st .545/2nd .609)

Pulled down 50 rebounds or more

at Coastal Carolina, 12-2-23 (51)

Allowed 50 or more rebounds

at #13 Auburn, 11-15-21 (53)

Pulled down 60 rebounds or more

vs. Pfeiffer, 11-25-19 (61)

Had 40 or more defensive rebounds

vs. Pfeiffer, 11-25-19 (45)

Had 20 Offensive rebounds

vs. Toccoa Falls, 12-29-23 (20)

Allowed opponent 20 Offensive rebounds

vs. Presbyterian, 1-4-23 (20)

Outrebounded Opponent by 20

vs Brevard College (+20/41-21, W, 98-44)

Outrebounded by 20

at Colorado State, 11-14-17 (-22/51-29, L 80-76)

Won by 20-29 points

Charleston Southern, 2-7-24 (W, 67-46/+21)

Won by 30-39 points

Converse, 12-31-21 (W, 78-40/+38)

Won by 40-49 points

Bob Jones, 11-28-23 (W, 90-49/+41)

Won by 50+ points

vs. Brevard College, 11-8-23 (W, 98-44/+54)

Lost by 20-29 points

Presbyterian College, 2-21-24 (L, 78-55/-23)

Lost by 30-39 points

at Auburn, 11-24-17 (L, 119-85)

Lost by 40-49 points

vs. Duke, 3-14-02 (L, 84-37/-47)

Lost by 50+ points

at Syracuse, 11-22-96 (L, 106-51/-55)

Hit 10 or more threes

vs. UNC Asheville, 1-18-24 (10)

Hit 15 or more threes

at Washington State, 11-22-21 (16)

Allowed 10 or more threes

at High Point, 2-28-24 (14)

Allowed 15 or more threes

at Penn State, 11-7-22 (18)

Did not hit a three-pointer in a game

vs. Presbyterian College, 2-14-12 (0-8)

Held opponent without a three-pointer

at Liberty, 1-22-15 (0-10)

Shot 60 percent from three (10 made min.)

vs. Charleston Southern, 1-27-16 (17-28/.607%)

Shot 100 percent from FT Line (10 made min.)

vs. Coastal Carolina, 2-18-16 (20-20)

Shot 50 percent or less from FT Line (15 FTA min.)

at Xavier, 12-16-23 (7-for-19/37%)

Attempted 30-39 Free Throws

vs. USC Upstate, 2-24-24 (35)

Attempted 40-49 free throws

at Longwood, 2-10-24 (42)

Attempted 50 or more free throws

at High Point, 2-28-24 (50)

Dished out 20 or more assists

vs Converse College, 12-31-21 (21)

Had 15 Or More Steals

vs. Brevard, 11-8-23 (15)

No Steals in a game

vs. Villanova (3/19/21)

Had 10 or More Blocks

at High Point, 2-10-18 (10)

Commit 5 or fewer turnovers in a game

at Coastal Carolina, 3-8-15 (5)

Commit 20 or more turnovers in a game

at Florida State, 12-22-23 (24)

Commit 30 or more turnovers in a game

No games since 1994-95 (no team game-by-game available prior)

Had 3 players in double-figures

vs. Charleston Southern, 2-7-24 (Johnson 14, McMahon 13, Doucet 13)

Had 4 players in double-figures

at High Point, 2-28-24 (K. Harrison 27, Talford 18, Doucet 17, Anumba 13)

Had 5 or more players in double-figures

at USC Upstate, 1-6-24 (Talford 18, Doucet 15, Anumba 14, Johnson 13, K. Harrison 11)

Had 6 or more players in double-figures

vs. Toccoa Falls, 12-29-23 (Timmerman 16, Diallo 14, McKelvy 13, Moore 12, McMahon 12, Johnson 10)

Had 7 or more players in double-figures

vs. Pfeiffer, 11-25-19 (Burns Jr. 19, Corbin 16, Ferguson 14, Jones Jr. 13, Zunic 13, King 11, Hale 10)

Played a ranked team

at #13 Auburn 11-15-22 (Lost, 89-65)

WINTHROP PLAYER...

Score 20-29 Points

2-28-24 at High Point (Kasen Harrison, 27)

Score 30-39 Points

2-8-23 at UNC Asheville (Sin'Cere McMahon, 35)

Score 40 Or More Points

2-9-17 at UNC Asheville (Keon Johnson, 40)

Had two players score 20 or more points same game

1-13-24 vs. Radford (Kelton Talford, 27 / Nick Johnson, 20)

Hit 10 Field Goals Or More

Kasen Harrison at High Point, 2-28-24 (10-of-17)

Made 10 or more free throws

Kelton Talford, 2-10-24 at Longwood (12-of-16)

Made 5 or more threes

Noah Van Bibber, 11-17-23 vs. Holy Cross (6-of-8)

Had 20 or more rebounds

Xavier Cooks at Longwood, 2-15-17 (20)

Had 20 points, 20 rebounds same game

Xavier Cooks at Longwood, 2-15-17 (21 points, 20 rebounds)

Dish Out 10 Or More Assists

Chandler Vaudrin/Russell Jones Jr. vs. (8) High Point, 3-1-21

Record 5 Or More Steals

Cory Hightower (5, at Middle Tennessee State, 11-16-21)

Have 5 Or More Blocks

Josh Ferguson vs. ETSU, 11-17-18 (5)

Registered A Double-Double (Guard)

Adam Pickett (23 points, 12 rebounds vs. Presbyterian College, 2-13-19)

Registered A Double-Double (Forward/Center)

Kelton Talford (15 points, 10 rebounds vs. Presbyterian College, 2-21-24)

Two Players Record Double-Double

at Gardner-Webb, 2-15-18 (Xavier Cooks/Adam Pickett)

Registered A Triple-Double

Chandler Vaudrin (10 points, 12 rebounds, 10 assists vs. (8) High Point, 3-1-21)

2024-25 MISC. STATS

Most 1st Half Points

Winthrop
Opponents

Most 2nd Half Points

Winthrop
Opponents

Fewest 1st Half Points

Winthrop
Opponents

Fewest 2nd Half Point

Winthrop
Opponents

Largest Half Time Lead

Winthrop
Opponents

Largest Margin of Victory

Winthrop
Opponents

Largest Deficit in Win

Winthrop

Largest Deficit In Loss

Winthrop

Largest Lead In Loss

Winthrop

Largest Lead In Win

Winthrop

Most Points 1st OT

Winthrop
Opponents

Most Points 2nd OT

Winthrop
Opponents

Most Points 3rd OT

Winthrop
Opponents

Career numbers (below) only reflect NCAA D1 level

First Player To Score

Talford	10
Doucet	8
Claxton	5
Johnson	4
Anumba	2
McKelvy	1
McMahon	1
Timmerman	1

Doucet	5	5
Talford	4	4
McMahon	3	11
Anumba	2	7
Timmerman	2	n/a
Claxton	1	1
Diallo	1	1
Wilson	0	2

Anumba	9	36
Timmerman	7	n/a
McKelvy	4	6
Claxton	1	12
Diallo	1	1
Van Bibber	1	1
Wilson	0	2

First Off The Bench

McMahon	26
Timmerman	22
Claxton	6
Diallo	5
Anumba	4
Johnson	4
Harrison	2
McKelvy	2
Talford	2
Doucet	2
Van Bibber	1

Steals Leader

Johnson	15	n/a
K.Harrison	11	36
Claxton	7	34
Talford	5	13
Anumba	3	19
McMahon	2	20
Diallo	2	2
Doucet	2	2
Timmerman	2	n/a
McKelvy	1	6
Wilson	0	2

20-29 Points

Talford	6	16
Doucet	5	5
Johnson	2	7
Harrison	2	8
Timmerman	1	5
Van Bibber	1	1
McMahon	0	9

30+ Points

Sin'Cere McMahon	0	1
------------------	---	---

40+ Points

Sea.	Car.
none	

Points Leader

Talford	12	24
K.Harrison	7	17
Doucet	5	5
Johnson	4	n/a
Anumba	2	5
Timmerman	2	n/a
McMahon	1	11
Van Bibber	1	1
Claxton	0	2

Blocks Leader

Claxton	15	66
Talford	13	36
Johnson	6	n/a
Doucet	4	4
Diallo	3	3
K. Harrison	3	3
Timmerman	3	n/a
Moore	2	8
McKevly	2	2
Wilson	0	1
Anumba	0	10

10+ Assists

Sea.	Car.
none	

10+ Rebounds

Talford	2	15
Timmerman	1	11
Diallo	1	1
Anumba	0	1

20+ Rebounds

Sea.	Car.
none	

Rebound Leader

Talford	12	49
Timmerman	8	n/a
Doucet	7	7
Claxton	4	13
Diallo	3	3
Johnson	2	n/a
Anumba	1	14
K.Harrison	1	4
McKelvy	1	1
McMahon	0	2
Moore	0	1

Dunks

Talford	18	67
Claxton	10	88
McKelvy	5	11
Diallo	4	4
Moore	3	6
Doucet	3	3
Anumba	0	1

5+ Steals

Harrison	0	1
----------	---	---

Double-Doubles

Talford	2	13
Timmerman	1	7
Diallo	1	1
Claxton	0	1

Assist Leader

K.Harrison	24	65
Johnson	5	n/a

Double-Figures

K.Harrison	20	69
Talford	20	62
Doucet	19	19
Johnson	19	n/a
McMahon	11	42

20/20 Pts/Reb

Sea.	Car.
none	

Triple-Doubles

Sea.	Car.
none	

EAGLE EYE VIEW OF THE TEAM

LAST 10 WINS

83-74 vs. USC Upstate, 2-24-24
 85-69 at Radford, 2-15-24
 67-46 vs. Charleston Southern, 2-7-24
 78-59 at Charleston Southern, 1-24-24
 92-88 vs. Radford, 1-13-24 (3OT)
 81-71 at Presbyterian, 1-10-24
 82-80 at USC Upstate, 1-6-24 (OT)
 68-60 vs. Longwood, 1-3-24 (OT)
 113-62 vs. Toccoa Falls, 12-29-23
 85-68 at Little Rock, 12-10-23

LAST 10 LOSSES

69-56 vs. #5 Longwood, 3-6-24
 65-64 vs. Gardner-Webb, 3-2-24
 100-96 (OT) at High Point, 2-28-24
 84-74 at Longwood, 2-10-24
 78-55 vs. Presbyterian College, 2-21-24
 82-78 at UNC Asheville, 2-3-24
 83-81 vs. High Point, 1-27-24
 79-74 at Gardner-Webb, 1-20-24
 82-77, vs. UNC Asheville, 1-18-24
 67-61, at Florida State, 12-22-23

Winthrop All-Time Record By Months

November	124-91 (.577)
December	135-148 (.478)
January	252-185(.577)
February	230-151 (.604)
March	54-34 (.614)

Record By Days Of The Week Since 2012-13

Year	Monday	Tuesday	Wednesday	Thursday	Friday	Saturday	Sunday	Overall
12-13	0-0	3-3	4-5	0-1	0-0	6-8	1-0	14-17
13-14	0-0	2-1	7-5	1-0	1-0	8-5	1-2	20-13
14-15	3-1	1-0	5-3	2-2	1-1	6-5	1-1	19-13
15-16	2-0	3-2	3-2	3-2	2-1	9-1	1-1	23-9
16-17	1-0	3-0	5-0	6-2	1-1	9-3	1-1	26-7
17-18	1-0	1-4	3-1	3-2	1-3	7-2	3-0	19-12
18-19	1-0	1-3	2-2	5-3	0-0	8-4	1-0	18-12
19-20	3-1	1-0	1-1	9-3	1-1	8-3	1-1	24-10
20-21	2-0	3-0	2-0	7-0	3-1	3-0	3-0	23-1
21-22	1-2	2-2	4-1	4-0	2-0	10-3	0-1	23-9
22-23	0-1	2-2	7-4	0-1	0-1	6-8	0-0	15-17
23-24	0-1	2-1	5-2	1-1	2-3	5-7	2-0	17-15
Totals	14-6	24-18	49-26	40-17	14-12	85-49	17-7	241-135

Double Digit Deficits In A Win (Since 2012-13) (most recent in Bold/Italic)

19	2-1-23 vs. Longwood	W	76-74
15	1-13-24 vs. Radford	W	92-88 (3OT)
15	12-31-22 vs. UNC Asheville	W	62-60
15	11-13-21 vs. Mercer	W	88-85 OT
15	3-8-20 vs. (5) Hampton	W	76-68
15	1-25-14 vs. VMI	W	58-57
15	1-5-19 at UNCA	W	80-65
14	2-13-19 vs. PC	W	93-85
14	12-20-16 vs. Georgia Southern	W	86-84
13	1-24-15 vs. Campbell	W	71-63
12	12-5-23 vs. Queens	W	88-82
12	1-16-20 at Hampton	W	116-95
12	11-28-18 at Tennessee Tech	W	82-70
12	12-29-18 vs. Prairie View	W	76-62
12	11-21-16 at Illinois	W	84-80 OT
12	3-5-14 vs. Liberty	W	77-65
12	11-9-13 vs. Roanoke College	W	93-74
11	1-3-24 vs. Longwood	W	68-60 OT
11	1-14-23 at Campbell	W	78-74
11	2-5-22 at Hampton	W	69-57
11	1-26-22 at USC Upstate	W	95-91 OT
11	1-20-22 at Presbyterian	W	60-58
11	12-21-19 vs. Elon	W	85-80
11	1-24-18 at Longwood	W	95-78
11	1-19-17 vs. UNCA	W	76-73
11	2-26-14 vs. UNCA	W	107-100 OT
10	1-22-22 vs Gardner-Webb	W	64-62
10	2-18-21 at High Point	W	76-70
10	12-16-17 at Alabama State	W	88-80
10	1-12-18 at Charleston Southern	W	64-53
10	12-17-16 at Hampton	W	86-79
10	12-29-16 at Charleston Southern	W	84-68
10	1-24-16 at Longwood	W	82-68

Double Digit Leads In A Loss (Since 2012-13)

23	1-6-16 at UNCA	L	85-84
18	1-20-24 at Gardner-Webb	L	79-74
17	1-27-24 vs. High Point	L	83-81
18	1-26-19 at PC	L	99-91
17	1-10-15 at Gardner-Webb	L	65-64
16	2-11-15 at High Point	L	73-72
15	12-7-19 vs. Coastal Carolina	L	92-88
14	11-14-17 at Colorado State	L	80-76
14	1-28-17 vs. High Point	L	83-80 OT
12	11-11-23 vs. Drexel	L	74-72
12	1-7-23 at Longwood	L	85-71
12	12-15-21 at Elon	L	63-61
12	1-17-15 vs. Radford	L	85-77
12	2-1-14 at High Point	L	65-64
12	2-19-13 at Gardner-Webb	L	65-52
11	2-6-13 at UNC Asheville	L	69-56
10	1-18-24 vs. UNC Asheville	L	82-77
10	2-21-19 at Radford	L	87-81
10	1-26-14 at Radford	L	58-57

MISC. STATS

Three-Point Shooting

Season	Games	FGM	FGA	3pt %	Per Game
2012-13	31	180	571	.315	5.81
2013-14	33	272	686	.397	8.24
2014-15	32	251	700	.359	7.84
2015-16	32	285	786	.371	8.91
2016-17	33	313	839	.373	9.48
2017-18	31	296	792	.374	9.55
2018-19	30	372	997	.373	12.40
2019-20	34	322	931	.346	9.47
2020-21	25	210	597	.352	8.40
2021-22	32	276	734	.371	8.63
2022-23	31	278	738	.377	8.97
2024-23	32	238	697	.341	7.44
Totals	376	3,293	9,068	.363	8.76

Per Game

Big South Ranking
6th
4th
5th
2nd
1st
1st
1st
1st
2nd
1st
1st
5th
-

Per Game

National Ranking
209th
24th
42nd
32nd
24th
32nd
1st
21st
67th
22nd
34th
178th
-

Total 3's Made

Program Ranking
18th
5th
6th
3rd
1st
2nd
1st
2nd
15th
T5th
6th
13th
-

BY THE NUMBERS UNDER PROSSER (2021-present) (96 games)

WINTHROP-----

PPG: 75.44
FG%: .473
3PT FG%: .362 (8.3 per game)
FT %: .706
RPG (OFF/TOT): 9.1/33.2
APG: 12.3
TOPG: 13.8
BPG: 2.8
SPG: 6.0

OPPONENTS-----

PPG: 72.03
FG%: .437
3PT FG%: .346 (8.3 per game)
FT %: .731
RPG (OFF/TOT): 10.6/33.2
APG: 12.3
TOPG: 13.0
BPG: 3.4
SPG: 7.2

Winthrop All-Time Made Free Throws (Single-Season Top 10)

646 (1980-81 / 39 games / 16.6)
601 (2023-24 / 32 games / 18.8)
583 (1983-84 / 32 games / 18.2)
566 (2015-16 / 32 games / 17.7)
529 (1989-90 / 29 games / 18.2)
528 (2013-14 / 33 games / 16.0)
521 (1979-80 / 30 games / 17.4)
520 (2016-17 / 33 games / 15.8)
509 (1992-93 / 30 games / 17.0)
503 (1982-83 / 35 games / 15.2)
491 (2004-05 / 33 games / 14.9)

Winthrop All-Time Free Throw Attempts (Single-Season Top 10)

931 (1980-81 / 39 games / 23.9)
856 (2023-24 / 32 games / 26.8)
786 (1983-84 / 32 games / 24.6)
760 (2019-20 / 34 games / 22.4)
756 (2015-16 / 32 games / 22.9)
746 (1992-93 / 30 games / 24.9)
741 (2013-14 / 33 games / 22.5)
733 (1979-80 / 30 games / 24.4)
725 (2016-17 / 33 games / 22.0)
725 (2004-05 / 33 games / 22.0)
719 (1989-90 / 29 games / 24.8)

(BOLD REPRESENTS 2023-24 TEAM)

Winthrop All-Time 1,000 Points

Name	Points (games)
1. Keon Johnson (2013-17)	2,076 (128)
2. Charles Brunson (1979-82)	1,850 (92)
3. Xavier Cooks (2014-18)	1,778 (127)
4. LaShawn Coulter (1990-95)	1,663 (112)
5. Tyson Waterman (1995-00)	1,461 (111)
6. Fred McKinnon (1983-86)	1,427 (86)
7. Torrell Martin (2003-07)	1,387 (108)
8. Mark Hailey (1989-93)	1,384 (111)
9. Kelton Talford (2020-present)	1,331 (117)
10. Mike Gaither (1981-84)	1,302 (100)
11. Bennie Bennett (1978-81)	1,296 (100)
12. Andre Jones (2008-12)	1,291 (123)
13. Michael Jenkins (2004-08)	1,253 (131)
14. Tyrone Walker (2000-04)	1,245 (114)
15. Greg Washington (1985-89)	1,224 (111)
16. Tim Raxter (1978-82)	1,193 (128)
17. Reggie Middleton (2008-12)	1,185 (116)
18. James Shuler (2002-06)	1,160 (116)
19. Craig Bradshaw (2003-07)	1,158 (123)
20. Josh Ferguson (2016-20)	1,114 (127)
21. Eddie Gay (1989-93)	1,079 (108)
22. Andre Smith (2011-15)	1,071 (125)
23. Carlo Wilkins (1990-94)	1,020 (109)
24. Pierre Wooten (1998-03)	1,019 (120)
25. Chris Gaynor (2004-08)	1,000 (129)
26. Keon Moore (2013-15)	1,000 (61)
27. Bjorn Broman (2015-19)	1,000 (125)

Winthrop All-Time 500 Rebounds

Name	Rebounds (games)
1. Xavier Cooks (2014-18)	983 (127)
2. Charles Brunson (1978-82)	913 (92)
3. Josh Ferguson (2016-20)	741 (127)
4. Tyrone Walker (2000-04)	701 (115)
5. Chad Steele (1993-97)	692 (106)
6. George Valentine (2007-12)	676 (131)
7. Mark Hailey (1989-93)	675 (111)
8. Kelton Talford (2020-present)	668 (117)
9. Tim Raxter (1978-82)	652 (128)
10. Charles Corbin (2007-11)	648 (115)
11. Eddie Gay (1989-93)	637 (108)
12. Mantoris Robinson (2006-10)	592 (126)
13. Allen Washington (1983-86)	590 (78)
14. Craig Bradshaw (2003-07)	573 (123)
15. Greg Washington (1985-89)	566 (111)
16. Chase Claxton (2019-present)	565 (148)
17. Donnie Creamer (1978-80)	546 (61)
18. Ronnie Creamer (1978-80)	545 (62)
19. Greg Lewis (1999-02)	542 (67)
20. Torrell Martin (2003-07)	525 (108)

2023-24 STARTERS BY GAME

DATE	OPPONENT	G	G	G/F	F	F/C	
11/6	at Clemson	Harrison	Johnson	Doucet	Claxton	Timmerman	
11/8	Brevard College	Harrison	Johnson	Doucet	Claxton	Talford	
11/11	Drexel	Harrison	Johnson	Doucet	Claxton	Talford	
11/17	Holy Cross	Harrison	Johnson	Doucet	Claxton	Talford	
11/18	IUPUI	Harrison	Johnson	Doucet	Claxton	Talford	
11/19	Elon	Harrison	Johnson	Doucet	Claxton	Talford	
11/24	at Georgia	Harrison	McMahon	Doucet	Talford	Timmerman	
11/28	Bob Jones	Harrison	Johnson	Doucet	Claxton	Talford	
12/2	at Coastal Carolina	Harrison	Johnson	Doucet	Claxton	Talford	
12/5	Queens	Harrison	Johnson	Doucet	Claxton	Talford	
12/10	at Little Rock	Harrison	Johnson	Doucet	Claxton	Talford	
12/16	at Xavier	Harrison	Johnson	Doucet	Claxton	Talford	
12/19	at South Carolina	Johnson	Doucet	Claxton	Talford	Timmerman	
12/22	at Florida State	Harrison	Johnson	Doucet	Claxton	Talford	
12/29	Toccoa Falls	McMahon	Johnson	Doucet	Claxton	Timmerman	
1/3	Longwood	Harrison	Johnson	Doucet	Claxton	Talford	
1/6	at USC Upstate	Harrison	Johnson	Doucet	Claxton	Talford	
1/10	at Presbyterian College	Harrison	Johnson	Doucet	Claxton	Talford	
1/13	Radford	Harrison	Johnson	Doucet	Claxton	Timmerman	
1/18	UNC Asheville	Harrison	Johnson	Doucet	Claxton	Talford	
1/20	at Gardner-Webb	Harrison	Anumba	Doucet	Claxton	Talford	
1/24	at Charleston Southern	Johnson	Anumba	Doucet	Claxton	Talford	
1/27	High Point	Harrison	Anumba	Doucet	Claxton	Talford	
2/3	at UNC Asheville	Harrison	Johnson	Anumba	Doucet	Talford	
2/7	Charleston Southern	Harrison	Anumba	Doucet	Claxton	Talford	
2/10	at Longwood	Harrison	Johnson	Doucet	Claxton	Talford	
2/15	at Radford	Harrison	Johnson	Anumba	Doucet	Timmerman	
2/21	Presbyterian College	Harrison	Johnson	Anumba	Doucet	Talford	
2/24	USC Upstate	Harrison	Johnson	Anumba	Doucet	Talford	
2/28	at High Point	Harrison	Johnson	Anumba	Doucet	Talford	
3/2	Gardner-Webb	Harrison	Anumba	Claxton	Talford	Timmerman	“Senior Day”
3/6	#5 Longwood	Harrison	McMahon	Doucet	Anumba	Talford	

2023-24 SPECIALTY STATS

DATE/OPPONENT	IN PAINT (WU/OPP)	OFF-TO (WU/OPP)	2ND CHANCE (WU/OPP)	FAST BREAK (WU/OPP)	BENCH	TIES/LEAD	LARGEST LEAD	BIGGEST DEFICIT
11/6 at Clemson	26/26	8/11	7/6	0/9	17/27	0/0	-	24
11/8 Brevard	58/4	38/11	16/2	13/3	35/20	0/4	54	1
11/11 Drexel	38/42	5/14	15/17	2/11	11/16	0/5	12	2
11/17 Holy Cross	30/26	22/8	13/7	5/5	49/24	0/0	41	-
11/18 IUPUI	32/28	21/18	18/15	11/9	22/29	0/0	21	-
11/19 Elon	34/22	18/8	10/18	13/4	29/17	4/3	10	11
11/24 at Georgia	36/30	11/8	13/7	9/13	14/27	1/3	4	15
11/28 Bob Jones	32/22	27/13	6/4	19/7	46/12	0/0	41	-
12/2 at Coastal Carolina	38/36	14/17	25/17	8/8	35/20	6/13	13	7
12/5 Queens	44/40	14/19	15/9	9/22	29/10	4/2	7	12
12/10 at Little Rock	40/32	12/18	4/8	9/14	38/20	0/0	24	-
12/16 at Xavier	28/38	13/9	13/12	0/27	19/16	3/1	2	16
12/19 at South Carolina	16/40	13/18	11/16	8/6	8/17	1/2	1	11
12/22 at Florida State	20/26	10/21	10/12	2/12	14/22	12/13	6	8
12/29 Toccoa Falls	64/14	22/10	19/9	24/7	57/15	0/2	51	1
1/3 Longwood	32/44	18/19	15/12	6/10	11/18	5/2	8	11
1/6 at USC Upstate	34/38	26/17	4/12	4/8	23/30	6/4	10	9
1/10 at Presbyterian College	30/36	12/13	4/13	4/2	20/34	0/0	13	-
1/13 Radford	36/32	6/12	12/11	5/8	47/8	17/19	5	15
1/18 UNC Asheville	26/28	15/15	4/7	8/16	16/14	7/9	7	10
1/20 at Gardner-Webb	18/40	15/11	13/12	2/8	26/29	1/5	18	6
1/24 at Charleston Southern	52/34	18/10	6/16	13/10	37/18	0/4	33	1
1/27 High Point	56/26	11/14	16/8	5/8	27/11	4/7	17	3
2/3 at UNC Asheville	36/22	15/13	5/7	19/16	13/8	4/7	9	15
2/7 Charleston Southern	36/18	13/6	14/9	12/7	38/10	0/0	31	-
2/17 at Longwood	32/28	18/20	3/11	6/6	13/44	1/3	2	19
2/15 at Radford	42/28	13/5	11/6	9/2	24/12	5/9	18	5
2/21 Presbyterian College	34/50	11/17	11/13	5/11	11/10	3/1	9	23
2/24 USC Upstate	38/20	8/4	22/6	9/13	30/20	2/0	16	-
2/28 at High Point	48/26	25/26	17/6	11/27	15/24	4/6	3	19
3/2 Gardner-Webb	24/34	9/13	8/19	0/4	11/29	8/13	11	7
3/6 #5 Longwood	24/30	6/11	8/10	4/8	21/31	8/6	6	13
Totals	1,142/992	488/447	362/349	252/347	819/648	95/129	Largest - 54	Biggest - 24
Averages	35.6/31.0	15.3/13.9	11.3/10.9	7.8/10.8	25.6/20.3			

MARK PROSSER

Mark Prosser enters his fourth season at the helm of the men's basketball program.

Prosser became the 7th head coach in Winthrop men's basketball history when he was introduced Apr. 2., 2021.

In 2023-24 the Eagles battled their way through injuries that led to 11 different starting lineups, finishing the season 17-15.

The team was one of the most aggressive teams in the nation and it showed with the second-most free throw attempts in program history (856). The Eagles also converted the second-most free throws made in a single-season at 601.

Winthrop finished first in the nation in free throw attempts per game at 26.8.

For the second time in three seasons the Eagles had nine non-conference victories, which included an 85-68 victory at Little Rock and 90-87 win at Coastal Carolina.

The Eagles battled through a injury-riddled 2022-23 and finished the season 15-17 overall and 10-8 in the Big South.

In his first season with the Eagles he guided them to the Big South Conference Championship game and a 23-win season.

The 23 wins were the most by any coach in program history in their first season. It was the third time a first-year head coach won 20 or more games. He joined Gregg Marshall as the only coaches in program history to begin conference play 5-0 in their first season.

On Nov. 27, 2021 he led the Eagles to the program's first ever win over a PAC-12 opponent with an 82-74 victory at Washington.

The Eagles posted a 13-0 home record, just the third time in program history a team finished with a perfect record at home.

Prosser has spent the previous three seasons as the head coach of the Western Carolina men's basketball program and is no stranger to Winthrop. In April of 2012, Prosser was hired as an assistant coach under Pat Kelsey and then served as Associate Head Coach from August of 2013 until his departure to Western Carolina in the spring of 2018.

Before departing for Western Carolina, Prosser played a role in helping bring the Winthrop men's basketball program back to the top of the Big South Conference, which was achieved when the Eagles captured the 2017 Big South Conference Championship and returned to the NCAA Tournament.

"My family and I could not be more excited to come home to Winthrop University and the Rock Hill community," said Prosser. "We'd like to thank Dr. Halpin, Dr. Hynd, the Board of Trustees and the entire Winthrop community for entrusting us with one of the most prestigious college basketball programs in the country."

In just his second season at the helm of the Catamounts program, Prosser led the team to a 12-win improvement to finish the season at 19-12. It was the second-most improved mark across NCAA Division I men's basketball. That season the team reached the Southern Conference semifinals before falling to eventual champion ETSU. That season Prosser's achievement was recognized by College Insider as he was honored as the Skip Prosser 'Man of the Year' award, which is named after his father.

Winthrop has been one of the top three-point shooting teams in the Big South Conference and nationally over the last 5-6 years and Prosser's teams in three seasons averaged 9.15 threes per game, which

included a program record for a single-season with 302 in 2019-20. In 2018-19 the team set the program record for threes in a single-season, which now sits as the second-most.

Prosser began his coaching career as an assistant coach with Wofford College in Mike Young's first season (2002-03). During that season the Terriers posted a 14-15 mark, which included a 79-77 victory at Virginia Tech. In the Southern Conference, Wofford posted an 8-8 record and advanced to the quarterfinals of the conference tournament.

Following his year at Wofford, Prosser headed to Bucknell as an assistant from 2003-08 under Pat Flannery.

It was at Bucknell that Prosser experienced the most post-season success as the Bison scored two NCAA Tournament upset victories during his tenure. In 2005, the 14th-seeded Bison upset No. 3 Kansas in the first round, earning the award for "Best Upset" at the 2005 ESPY Awards, and finished the year ranked 25th overall nationally with a 23-10 record. The following season, No. 9 seed Bucknell defeated No. 8 Arkansas in March Madness.

In 2005-06, the Bison went undefeated in Patriot League play, the first team to do so in conference history. The team was ranked in the top 25 for the first time in school history and featured Patriot League Player of the Year Charles Lee. For the NCAA Tournament, the Bison were seeded 9th and defeated Arkansas in the first round. In the second round they were defeated by Memphis to end the season at 27-5, the best record in school history.

While at Bucknell, Prosser signed 2008 Patriot League All-Freshman team selection Todd O'Brien and was involved in the player development of Charles Lee, who went on to sign a professional contract with the NBA's San Antonio Spurs. Lee was a three-time All-Patriot League selection and the 2006 Patriot League Player of the Year.

In the summer of 2008, Prosser returned to the sidelines at Southern Conference-member Wofford. During his first season back in Spartanburg in 2008, the Terriers set a school record with 12 SoCon wins. In addition, the team posted its first winning overall record since moving to the NCAA Division I level. The following year, Prosser helped Wofford reach a school-record 26 wins along with the Southern Conference Championship and a trip to the NCAA Tournament.

All told, with Prosser on the bench in Spartanburg, the Terriers posted a 63-36 (.636) overall record, highlighted by back-to-back SoCon regular season and tournament championships, and consecutive appearances in the NCAA Tournament. He helped Wofford to a then school-record 26 victories in 2009-10 with a second 20-win season in 2010-11 with a squad that led the SoCon in assists and was also first in assist/turnover margin. Wofford also was eighth in the nation in 3-point percentage and 12th in overall field goal percentage.

Prosser was instrumental in the development of three-time first-team All-SoCon selection Noah Dahlgren, a post player who scored more than 2,000 career points and was twice dubbed SoCon Tournament MVP.

A native of Wheeling, W.Va., Prosser played collegiately at Marist College in Poughkeepsie, N.Y., before a knee injury ended his career prematurely. He began his coaching career as a student assistant coach at Marist until his graduation in 2002, helping the Red Foxes to a share of the Metro-Atlantic Athletic Conference (MAAC) regular season title in 2001-02.

Prosser and his wife Emily are the parents of two -- a daughter, Ava Grayce and a son, Declan.



Career Record

Winthrop: 55-41

Career: 97-117

Big South: 32-18

Coaching Experience

1999-2002

Marist

Student Assistant

2002-03

Wofford College

Assistant Coach

2003-08

Bucknell

Assistant Coach

2008-11

Wofford College

Assistant Coach

2011-12

Brevard College

Head Coach

2012-2013

Winthrop

Assistant Coach

2013-18

Winthrop

Associate Head Coach

2018-21

Western Carolina

Head Coach

2021-present

Winthrop

Head Coach

Playing Experience

1998-99

Marist

MARK PROSSER ERA



Prosser Facts

- Hired as the 7th head coach in Winthrop men's basketball history on Apr. 2, 2021
- Earned his first win at Winthrop on Nov. 9, 2021 with a 110-78 victory over Mary Baldwin as all seven head coaches in program history won in their debut
- Became the 3rd Winthrop coach in program history to win 20 games in first season
- First Winthrop coach to 14 league wins in first season and one of only two to do so in league history (Terry Truax of Towson - 14 in 1992-93)
- Became the 4th coach in program history to begin Winthrop career 2-0
- Prosser and Marshall are also the only coaches to start Big South career 5-0
- Joined Dan Kenney and Gregg Marshall as the only Winthrop coach to get a win in their first Big South Conference regular season contest
- Led Eagles to first ever win over PAC 12 opponent with an 82-74 win at Washington on Nov. 27, 2021
- The win at Washington was the first over a Power 5 team in his career (8th meeting ever vs. Power 5 and is now 1-7)
- Has been on staff for nine conference championship title games and five NCAA Tournament appearances
- Between being the head coach and an assistant coach he's represented Winthrop in 202 games on the bench

WINTHROP 1ST YEAR HEAD COACHING RECORDS

Mark Prosser	23-9
Nield Gordon	22-9
Gregg Marshall	21-8 (29 game season)
Randy Peele	20-11
Pat Kelsey	14-17
Dan Kenney	14-16
Steve Vacendak	8-20 (28 game season)

PROSSER TRENDS

	<u>WIN</u>	<u>Career</u>
Lead at the half:	41-11	72-24
Trail at the half:	12-28	21-89
Tied at the half:	2-2	4-4
Double-Figure leads at the half:	19-2	32-3
Double-Figure deficit at the half:	3-11	6-43
Score 100+:	3-0	8-0
Score 90+:	11-1	26-2
Score 80+ :	29-6	53-16
Score 70+:	41-14	82-41
Score 60+:	49-32	90-95
Score less than 60:	1-10	1-32
Allow 100+:	0-1	0-4
Allow 90+:	2-4	6-20
Allow 80+:	11-15	24-56
Allow 70+:	24-34	51-95
Allow 60+:	39-39	74-113
Allow less than 60 points:	16-0	23-2
Shoot 50% or better:	35-3	58-13
Shoot 40% or better:	52-25	86-73
Shoot 70% or better at FT Line:	32-24	56-59
Shoot 80% or better at FT Line:	15-10	27-20
Higher field goal percentage:	50-7	84-21
Lower field goal percentage:	5-33	13-94
Same field goal percentage:	0-1	0-2
Outrebound opponent:	31-6	63-35
Outrebound opponent 10+:	17-1	30-6
Outrebounded by opponent:	23-34	29-75
Rebounds are even:	1-1	4-7
More free throw attempts:	48-20	71-55
Fewer free throw attempts:	6-18	23-65
Free throw attempts are even:	1-2	3-6
Make 7+ 3's:	43-22	78-71
Make 10+ 3's:	28-8	53-25
Day games:	20-16	46-48
Night games:	35-24	50-68
Morning games:	0-0	1-0
Games on Monday:	2-3	4-8
Games on Tuesday:	6-5	8-10
Games on Wednesday:	15-7	22-32
Games on Thursday:	5-2	8-8
Games on Friday:	4-4	5-11
Games on Saturday:	21-17	45-46
Games on Sunday:	2-1	4-2

Games Decided By:

1 point:	4-2
2 points:	10-7
5 points or less:	26-29
6-9 points:	25-24
Double-figures:	45-63

PROSSER ALL-TIME RECORD vs. OPPONENTS

Team	Games	Overall	Home	Road	Neutral	BSC Tourney	PF	PA
Anderson (S.C.)	2	1-1	0-1	1-0	0-0	0-0	145	140
Auburn	1	0-1	0-0	0-1	0-0	0-0	65	89
Barton	1	0-1	0-0	0-0	0-1	0-0	55	89
Belmont Abbey	1	0-1	0-1	0-0	0-0	0-0	80	90
Brevard	1	1-0	1-0	0-0	0-0	0-0	98	44
Bryan	1	1-0	1-0	0-0	0-0	0-0	70	64
Bob Jones	1	1-0	1-0	0-0	0-0	0-0	90	49
Bowling Green	1	0-1	0-0	0-1	0-0	0-0	52	73
Campbell	3	3-0	2-0	1-0	0-0	0-0	247	239
Carson-Newman	2	0-2	0-1	0-1	0-0	0-0	108	153
Carver College	1	1-0	0-0	0-0	1-0	0-0	83	52
Catawba College	2	0-2	0-1	0-1	0-0	0-0	106	135
Charleston Sou.	6	6-0	3-0	3-0	0-0	0-0	458	387
Chattanooga	6	3-3	1-2	2-1	0-0	0-0	466	470
Citadel	7	5-2	3-0	2-1	0-1	0-0	604	579
Clemson	1	0-1	0-0	0-1	0-0	0-0	56	78
Coastal Carolina	3	1-2	0-1	1-1	0-0	0-0	235	247
College of Charleston	2	1-1	0-1	1-0	0-0	0-0	150	147
Converse	1	1-0	1-0	0-0	0-0	0-0	78	40
Drexel	1	0-1	0-0	0-0	0-0	0-0	72	74
Duquesne	1	0-1	0-0	0-1	0-0	0-0	57	74
Eastern Michigan	1	1-0	0-0	0-0	1-0	0-0	101	87
Elon	2	1-1	1-0	0-1	0-0	0-0	139	133
ETSU	7	0-7	0-3	0-3	0-1	0-0	477	567
Florida State	2	0-2	0-0	0-2	0-0	0-0	135	146
Furman	8	1-7	1-3	0-4	0-0	0-0	576	644
Gardner-Webb	8	5-3	2-2	2-1	1-0	1-0	577	543
Georgia	2	0-2	0-0	0-2	0-0	0-0	141	169
Hampton	1	0-0	1-0	0-0	0-0	0-0	69	57
Hartford	1	1-0	1-0	0-0	0-0	0-0	82	75
High Point	7	2-5	1-1	0-4	1-0	1-0	510	534
Hiwassee	1	1-0	1-0	0-0	0-0	0-0	94	55
Holy Cross	1	1-0	1-0	0-0	0-0	0-0	89	51
IUPUI	1	1-0	1-0	0-0	0-0	0-0	74	61
Iowa	1	0-1	0-0	0-1	0-0	0-0	60	78
Jacksonville	2	2-0	1-0	1-0	0-0	0-0	173	159
Jacksonville State	1	0-1	0-0	0-0	0-1	0-0	53	84
Lees-McRae	1	1-0	1-0	0-0	0-0	0-0	71	55
Lenoir-Rhyne	2	1-1	1-0	0-1	0-0	0-0	133	130
Little Rock	1	1-0	0-0	1-0	0-0	0-0	85	68
Lincoln Memorial	2	0-2	0-1	0-1	0-0	0-0	101	153
Longwood	7	2-5	2-0	0-3	0-2	0-1	491	543
LSU	1	0-1	0-0	0-1	0-0	0-0	81	89
Mars Hill	2	2-0	1-0	1-0	0-0	0-0	169	156
Mary Baldwin	1	1-0	1-0	0-0	0-0	0-0	110	78
Mercer	9	4-5	3-1	0-4	1-0	0-0	690	671
Middle Tennessee	2	1-1	1-0	0-1	0-0	0-0	141	144
Mississippi State	1	0-1	0-0	0-0	0-1	0-0	63	84
Montevallo	1	0-1	0-1	0-0	0-1	0-0	40	83
Mount Olive	1	0-1	0-0	0-1	0-0	0-0	78	100
Newberry	3	1-2	1-1	0-1	0-0	0-0	239	261
North Carolina A&T	3	3-0	2-0	1-0	0-0	0-0	258	216
North Carolina State	1	0-1	0-0	0-1	0-0	0-0	67	100
North Georgia	1	0-1	0-0	0-1	0-0	0-0	66	75
North Greenville	1	0-1	0-0	0-1	0-0	0-0	61	68
Penn St.	1	0-1	0-0	0-1	0-0	0-0	68	93
Piedmont	3	3-0	3-0	0-0	0-0	0-0	282	161
Presbyterian	6	5-1	2-1	3-0	0-0	0-0	419	398
Queens	1	1-0	1-0	0-0	0-0	0-0	88	82
Radford	6	3-3	2-1	1-1	0-1	0-1	422	418
Samford	5	3-2	2-0	1-2	0-0	0-0	422	391
SMU	1	0-1	0-0	0-1	0-0	0-0	65	98
South Carolina	1	0-1	0-0	0-1	0-0	0-0	62	72
South Carolina St.	1	1-0	1-0	0-0	0-0	0-0	81	67
Southern Miss	2	0-2	0-0	0-0	0-2	0-0	115	145
Stetson	1	1-0	0-0	1-0	0-0	0-0	70	64
Tennessee Tech	2	2-0	1-0	1-0	0-0	0-0	165	151
Toccoa Falls	2	2-0	2-0	0-0	0-0	0-0	212	114
Troy	1	0-1	0-0	0-0	0-1	0-0	64	66
Tusculum	2	0-2	0-1	0-1	0-0	0-0	113	140
UNC Asheville	10	6-4	3-1	3-3	0-0	0-0	701	774
UNC Greensboro	6	1-5	0-3	1-2	0-0	0-0	393	465
UNC Wilmington	1	1-0	0-0	0-0	1-0	0-0	98	76
USC Upstate	6	4-2	2-1	2-1	0-0	0-0	481	452
Vanderbilt	1	0-1	0-0	0-1	0-0	0-0	63	77
VCU	1	0-1	0-0	0-1	0-0	0-0	68	93
VMI	7	2-5	1-2	1-2	0-1	0-0	547	575
Wake Forest	1	0-1	0-0	0-1	0-0	0-0	64	71
Washington	1	1-0	0-0	1-0	0-0	0-0	82	74
Washington State	1	0-1	0-0	0-1	0-0	0-0	86	92
Wingate	2	0-2	0-1	0-1	0-0	0-0	110	147
Wofford	6	2-4	1-2	1-2	0-0	0-0	405	474
Wright State	1	0-1	0-0	0-1	0-0	0-0	73	96
Xavier	2	0-2	0-0	0-2	0-0	0-0	120	149
Young Harris	2	0-2	0-1	0-1	0-0	0-0	140	171
TOTALS	214	97-117	55-35	33-69	6-12	2-2	15,733	15,233

WINTHROP'S ALL-TIME 30/40-POINT GAMES

40-POINT GAMES

Melvin Branham (Jr.)	45	Jan. 10, 1994 at Charleston Southern
David McMahan	42	Jan. 15, 1996 vs. Coastal Carolina
Keon Johnson	40	Feb. 9, 2017 at UNC Asheville
Michael Jenkins	40	Nov. 10, 2006 vs. North Greenville
Fred McKinnon	40	Nov. 29, 1985 vs. Morris College

30-POINT GAMES

Keon Johnson	39	Feb. 4, 2017 vs. Campbell
Mike Gaither	39	Nov. 18, 1982 vs. Coker College (Clover, SC)
Keon Johnson	38	Nov. 21, 2016 at Illinois
Jimmy Gavin	38	Nov. 27, 2015 at North Carolina State (Raleigh, NC)
Greg Lewis	38	Dec. 21, 1999 vs. UNC Greensboro
Keon Johnson	37	Dec. 31, 2016 vs. Radford
Robbie Waldrop	37	Feb. 12, 1998 at Charleston Southern
Xavier Cooks	36	Feb. 15, 2018 at Gardner-Webb
Keon Johnson	36	Jan. 27, 2016 vs. Charleston Southern
Fred McKinnon	36	Feb. 2, 1985 at Livingstone College
Charles Brunson	36	Nov. 25, 1980 at Voorhees
Sin'Cere McMahon	35	Feb. 8, 2023 at UNC Asheville
Nych Smith	35	Jan. 26, 2019 at Presbyterian College
Fred McKinnon	35	Jan. 16, 1986 vs. Central Wesleyan College
Charles Brunson	35	Feb. 4, 1982 vs. Erskine
Charles Brunson	35	Dec. 10, 1980 at Belmont Abbey
David McMahan	34	Dec. 30, 1995 at Georgia State
Charles Brunson	34	Nov. 22, 1980 at Morris College
Charles Brunson	34	Nov. 19, 1980 vs. Allen University
Patrick Good	33	Nov. 22, 2021 at Washington State
Andre Jones	33	Dec. 27, 2011 at Georgia
Michael Jenkins	33	Mar. 6, 2008 vs. UNC Asheville (Big South Tourney Championship game)
Greg Lewis	33	Feb. 18, 2002 vs. Coastal Carolina
George Henson	33	Feb. 10, 1990 at Campbell
Shaun Wise	33	Dec. 28, 1989 at US International
Charles Brunson	33	Jan. 11, 1981 at Webber College
Josh Ferguson	32	Dec. 7, 2019 vs. Coastal Carolina
Keon Johnson	32	Feb. 13, 2016 at Radford
Keon Johnson	32	Dec. 31, 2015 vs. Campbell
Keon Johnson	32	Nov. 24, 2015 at USC Upstate
Torrell Martin	32	Feb. 24, 2007 at Coastal Carolina
Torrell Martin	32	Feb. 20, 2006 at Liberty
Melvin Branham (Jr.)	32	Jan. 27, 1994 at Towson State
Mark Hailey (Sr.)	32	Feb. 20, 1993 vs. Radford
Eddie Gay (Sr.)	32	Dec. 13, 1992 vs. The Citadel
Charles Brunson	32	Jan. 16, 1982 at USC-Aiken
Charles Brunson	32	Jan. 15, 1981 at USC-Spartanburg
Patrick Good	31	Jan. 20, 2022 at Presbyterian College
Keon Johnson	31	Mar. 3, 2017 vs. #4 Gardner-Webb
Keon Johnson	31	Mar. 2, 2017 vs. #8 Charleston Southern
Keon Johnson	31	Jan. 28, 2017 vs. High Point
Jimmy Gavin	31	Mar. 6, 2016 vs. UNC Asheville (Buies Creek, NC-Big South Tourney Championship game)
Jimmy Gavin	31	Feb. 27, 2016 at Campbell
Torrell Martin	31	Dec. 4, 2006 at #12 Wisconsin
Ted Houpt	31	Feb. 12, 1987 at Howard University
Fred McKinnon	31	Nov. 22, 1985 vs. Wingate
Charles Brunson	31	Feb. 8, 1982 vs. Presbyterian College
Donnie Creamer	31	Dec. 9, 1978 at Erskine
Patrick Good	30	Feb. 19, 2022 at UNC Asheville
D.J. Burns Jr.	30	Nov. 9, 2021 vs. Mary Baldwin
Xavier Cooks	30	Dec. 5, 2017 at Georgia
Keon Johnson	30	Dec. 19, 2015 at Georgia Southern
Keon Moore	30	Jan. 3, 2015 vs. High Point
Tyson Waterman	30	Feb. 12, 1999 vs. Charleston Southern
Ronnie Creamer	30	Jan. 15, 1979 at Francis Marion
LaShawn Coulter	30	Jan. 21, 1995 at UNC Asheville
Mark Hailey (Jr.)	30	Nov. 23, 1991 vs. Averett College
Greg Washington	30	Dec. 15, 1988 vs. East Carolina
Fred McKinnon	30	Feb. 10, 1985 vs. Armstrong State
Ronnie Creamer	30	Nov. 18, 1978 vs. Catawba

Indv./Team Most Points Single-Game

Top 10 Individual Scoring Performances Home/Away

Home

42	David McMahan	(vs. Coastal Carolina, 1-15-96)
40	Michael Jenkins	(vs. North Greenville, 11-10-06)
	Fred McKinnon	(vs. Morris College, 11-29-85)
	Keon Johnson	(at UNC Asheville, 2-9-17)
39	Keon Johnson	(vs. Campbell, 2-4-17)
38	Greg Lewis	(vs. UNC Greensboro, 12-21-99)
37	Keon Johnson	(vs. Radford, 12-31-16)
36	Keon Johnson	(vs. Charleston Southern, 1-27-16)
35	Fred McKinnon	(vs. Central Wesleyan College, 1-16-86)
	Charles Brunson	(vs. Erskine College, 2-4-82)

Away

45	Melvin Branham Jr.	(at Charleston Southern, 1-10-94)
40	Keon Johnson	(at UNC Asheville, 2-9-17)
38	Keon Johnson	(at Illinois, 11-21-16)
	Jimmy Gavin	(at N.C. State, 11-27-15)
37	Robbie Waldrop	(at Charleston Southern, 2-12-98)
36	Xavier Cooks	(at Gardner-Webb, 2-15-18)
	Fred McKinnon	(at Livingstone College, 2-2-85)
	Charles Brunson	(at Voorhees, 11-25-80)
35	Sin'Cere McMahan	(at UNC Asheville, 2-8-23)
	Nych Smith	(at Presbyterian College, 1-26-19)
	Charles Brunson	(at Belmont Abbey, 12-10-80)
34	Charles Brunson	(at Mooris College, 11-22-80)
33	Patrick Good	(at Washington State, 11-22-21)
	Andre Jones	(at Georgia, 12-27-11)
	Michael Jenkins	(at UNC Asheville, 3-6-08)
	George Henson	(at Campbell, 2-10-90)
	Shaun Wise	(at U.S. International, 12-28-89)
	Charles Brunson	(at Webber College, 1-11-81)

Top 5 Individual Scoring Performances vs. Big South Opponents

All Games

45	Melvin Branham Jr.	(at Charleston Southern, 1-10-94)
42	David McMahan	(vs. Coastal Carolina, 1-15-96)
40	Keon Johnson	(at UNC Asheville, 2-9-17)
39	Keon Johnson	(vs. Campbell, 2-4-17)
37	Keon Johnson	(vs. Radford, 12-31-16)

Home

42	David McMahan	(vs. Coastal Carolina, 1-15-96)
39	Keon Johnson	(vs. Campbell, 2-4-17)
37	Keon Johnson	(vs. Radford, 12-31-16)
36	Keon Johnson	(vs. Charleston Southern, 1-27-16)
32	Keon Johnson	(vs. Campbell, 12-31-15)

Away

45	Melvin Branham Jr.	(at Charleston Southern, 1-10-94)
40	Keon Johnson	(at UNC Asheville, 2-9-17)
36	Xavier Cooks	(at Gardner-Webb, 2-15-18)
35	Sin'Cere McMahan	(at UNC Asheville, 2-8-23)
	Nych Smith	(at Presbyterian College, 1-26-19)
33	George Henson	(at Campbell, 2-10-90)
32	Keon Johnson	(at Radford, 2-13-16)
	Torrell Martin	(at Coastal Carolina, 2-24-07)
	Torrell Martin	(at Liberty, 2-20-06)
	Melvin Branham Jr.	(at Towson St., 1-27-94)

Most Point In Home/Away Game (Top 10)

Home

134	Pfeiffer, 11-13-18	W, 134-99
132	Morris, 11-29-85	W, 132-73
130	Johnson & Wales, 12-12-96	W, 130-33
127	Pfeiffer, 11-25-19	W, 127-83
116	Warren Wilson, 11-24-18	W, 116-76
116	Rio Grande (OH), 12-28-15	W, 116-84
113	Toccoa Falls, 12-29-23	W, 113-62
110	Mary Baldwin	W, 110-78
109	Hiwassee, 12-16-18	W, 109-66
109	Catawba, 11-18-78	W, 109-92
108	VMI, 1-6-07	W, 108-76
108	U.S. International, 1-12-91	W, 108-81

Away

116	at Hampton, 1-16-20	W, 116-95
109	at VMI, 1-31-07	Won, 109-76
107	at USC Upstate, 12-13-20	Won, 107-77
102	at Pembroke St., 1-10-86	Won, 102-99
101	at UNC Asheville, 2-9-17	Lost, 104-101
101	at Charleston Sou., 1-10-94	Won, 101-96
101	at Central Connecticut, 12-4-92	Won, 101-93
101	at Benedict College, 2-20-86	Won, 101-76
97	at USC Aiken, 1-14-82	Won, 97-90
97	at Wofford, 1-31-80	Won, 97-78

Most Points Home/Away vs. Big South Opponents (Top 10)

Home

108	vs. VMI, 1-6-07	Won, 108-76
107	vs. UNCA, 2-26-14	Won, 107-100 (OT)
106	vs. VMI, 2-4-09	Lost, 110-106 (OT)
104	vs. UNCA	Won, 104-71
101	vs. Hampton, 2-9-19	Won, 101-91
100	vs. Coastal Carolina, 2-18-02	Won, 100-74
99	vs. Gardner-Webb, 1-11-20	Won, 99-95 (3OT)
98	vs. Armstrong St., 2-17-86	Won, 98-81
98	vs. VMI, 2-8-06	Won, 98-65
97	vs. Gardner-Webb	Won, 97-88
97	vs. Towson St., 2-23-95	Won, 97-93
96	vs. VMI, 1-7-10	Won, 96-63

Away

116	at Hampton, 1-16-20	W, 116-95
107	at USC Upstate, 12-13-20	W, 107-77
101	at UNC Asheville, 2-9-17	Lost, 104-101
101	at Charleston Sou., 1-10-94	Won, 101-96
96	at High Point, 2-28-24	Lost, 100-96 OT
95	at USC Upstate, 1-26-22	Won, 95-91 OT
95	at Longwood, 1-24-18	Won, 95-78
94	at Coastal Carolina, 1-7-94	Lost, 103-94
93	at Presbyterian Col., 2-25-17	Won, 93-56
93	at UMBC, 1-25-93	Lost, 99-93
91	at Presbyterian College, 1-26-19	Lost, 99-91
90	at Gardner-Webb, 2-15-18	Won, 90-71
90	at Towson St., 2-23-95	Lost, 92-90
90	at UNC Asheville, 2-5-90	Won, 90-89
90	at Radford, 1-14-05	Won, 90-75

WINTHROP TEAM/INDIVIDUAL RECORDS

MISC. RECORDS

Most Games Played	39 (1980-81/31-8)
Most Wins	31 (1980-81)
Most Wins (D1 member)	29 (2006-07)
Fewest Wins	4 (1993-94)
Most Losses	23 (1993-94)
Fewest Losses	5 (2006-07)
Best Winning Percentage	.818 (29-5/2006-07)
Worst Winning Percentage	.148 (4-23/1993-94)
Most Home Wins	16 (2004-05)
Most Home Wins In Winthrop Coliseum	16 (2004-05)
Most Home Losses	11 (1991-92)
Most Home Losses In Winthrop Coliseum	11 (1991-92)
Most Road Wins	12 (1978-89/2006-07/2016-17)
Most Road Losses	13 (1993-94)
Longest Winning Streak	21 (2019-20 to 2020-21)
Longest Winning Streak (single-season)	19 (2006-07)
Longest Losing Streak	13 (1986-87)
Most Big South Wins	15 ('04-05/'16-17/'19-20)
Most Big South Losses	15 (1993-94)
Longest Winning Streak (Big South)	16 (2006-07/single-season)
Longest Winning Streak (Big South)	22 (2004-05 to 2005-06)
Longest Losing Streak (Big South)	10 (1993-94/single-season)
Longest Losing Streak (Big South)	14 (1993-94 to 1994-95)

SINGLE-GAME RECORDS (Team)

Most Points Scored	134, vs. Pfeiffer (11-13-18)
Largest Margin of Victory	97 vs. Johnson & Wales (12-7-96)
Largest Margin of Victory (D1 opponent)	44 vs. VMI (84-41/1-23-08)
Largest Margin of Defeat	57 vs. Seton Hall (106-49/12-29-90)
Largest Margin of Defeat (D1 member)	57 vs. Seton Hall (106-49/12-29-90)
Fewest Points Allowed	22 vs. Lander (11-16-81)
Most Points First Half	73 vs. Pfeiffer (11-13-18)
Most Point Second Half	71 vs. Morris (11-29-85)
Fewest Points Scored	23 vs. Col. of Charleston (2-26-93)
Fewest Points First Half	6 vs. Col. of Charleston (2-26-93)
Fewest Points Second Half	11 vs. Washington St. (3-20-08)
Fewest Points Against In A Half	8 vs. Col. of Charleston (2-26-93)
Most Field Goals Made	57 vs. Morris (11-29-85)
Most Field Goals Attempted	101 vs. Piedmont (11-24-78)
Best Field Goal Accuracy	.706 vs. USC-Aiken (36-51/1-17-82)
Most 3pt Field Goals Made	24 vs. Hiwassee (12-16-18)
Most 3pt Field Goals Attempted	55 vs. Hiwassee (12-16-18)
Best 3pt Field Goal Accuracy	.714 vs. Barton (10-14/12-2-04)
	D1 Opponent
	.643 vs. High Point (9-14/12-5-09)
Most Free Throws Made	39 vs. St. Francis (11-27-89)
Most Free Throws Attempted	50 vs. Campbell (12-30-20)
	50 at High Point (2-28-24)
Best Free Throw Accuracy	1.000 vs. Liberty (21-21/3-5-14)
	1.000 vs. Lander (13-13/2-20-85)
Most Rebounds	70 vs. Presbyterian College (2-11-80)
Most Offensive Rebounds*	28 at Coastal Carolina (12-2-23)
Most Assists	37 vs. Newberry (2-17-90)
Most Steals	21 vs. Wofford College (1-31-80)
	vs. Morris (11-29-85)
Most Blocked Shots	16 vs. Voorhees (2-16-81)
Most Personal Fouls	37 vs. Georgia State (12-30-95)

SEASON RECORDS

Most Points	2,866 (1980-81)
Best Scoring Average	83.6 (1992-93/30 games)
Most Field Goals Made	1,161 (1978-79)
Most Field Attempted	2,415 (1978-79)
Best Field Goal Accuracy	.530 (1985-86)
Most 3pt Field Goals	372 (2018-19/30 games))
Best 3pt Field Goals Per Game Avg.	12.40 (2018-19/30 games)
Most 3pt Field Goals Attempted	997 (2018-19)
Best 3pt Field Goal Accuracy	.431 (1987-88)
Most Free Throws Made	646 (1980-81)
Most Free Throws Attempted	931 (1980-81)
Best Free Throw Accuracy	.749 (2015-16)
Most Rebounds	1,613 (1978-79)
Most Assists	818 (1978-79)
Most Steals	479 (1979-80)
Most Blocked Shots	174 (2016-17)
Most Personal Fouls	751 (1978-79)

* Indicates On Record

SINGLE-GAME RECORDS (Individual)

Most Points Scored	45-Melvin Branham vs. Charleston Sou. (1-10-94)
Most Field Goals Made	20-Fred McKinnon vs. Morris (11-25-85)
Most Field Goals Attempted	31-Fred McKinnon vs. Morris (11-25-85)
Best Field Goal Accuracy	1.000-Brian Pope (10-10) vs. Morris (1-6-84)
	Eddie Gay (10-10) vs. Coppin St. (11-23-91)
	Allen Washington (10-10) vs. Pfeiffer (2-5-86)
Most 3pt Field Goals Made	12-David McMahan vs. Coastal Carolina (1-15-96)
	Michael Jenkins vs. North Greenville (11-10-06)
Most 3pt Field Goals Attempted	21-LaShawn Coulter
Most Free Throws Made	18-Mark Hailey vs. Averett (11-26-91)
	James Shuler vs. High Point (2-23-06)
Most Free Throws Attempted	20-Mark Hailey vs. Averett (11-26-91)
Best Free Throw Accuracy	1.000-James Shuler (18-18) vs. High Point (2-23-06)
Most Rebounds	23-Allen Washington vs. Piedmont (11-30-85)
Most Assists	17-Rick Riese vs. Limestone (2-12-81)
Most Blocked Shots	7-Rick Riese vs. Limestone (2-12-81)
	Billy Houston vs. UNC Asheville (1-11-06)
Most Steals	13-Rick Riese vs. Limestone (2-12-81)

SINGLE-SEASON RECORDS (Individual)

Most Points Scored	875-Charles Brunson (1980-81)
Best Scoring Average	22.4-Charles Brunson (1980-81)
Most Field Goals Made	354-Charles Brunson (1980-81)
Most Field Goals Attempted	584-Ronnie Creamer (1978-79)
Best Field Goal Accuracy (<i>150 attempts</i>)	.657-Charles Brunson (113-172/1979-80)
Most 3pt Field Goals Made	102-Keon Johnson (2016-17)
Most 3pt Field Goal Attempts	255-Keon Johnson (2016-17)
Best 3pt Field Goal Accuracy (<i>35 made</i>)	.460-Charles Falden (40-87/2018-19)
Most Free Throws Made	171-Keon Johnson (2016-17)
Most Free Throws Attempted	235-Charles Brunson (1980-81)
Best Free Throw Accuracy (<i>80 made</i>)	.867-Mike Gaither (98-113/1981-82)
Most Rebounds	453-Charles Brunson (1980-81)
Most Assists	317-Rick Riese (1980-81)
Most Blocked Shots	72-Duby Okeke (2015-16)
Most Steals	208-Rick Riese (1979-80)
Most Minutes Played	1,374-Charles Brunson (1980-81)
Most Personal Fouls	139-Ronnie Creamer (1978-79)
Most Times Disqualified	14-Donnie Creamer (1978-79)
	Melvin Branham (1993-94)

WINTHROP ALL-TIME D1 TRIPLE-DOUBLES (on record)

Chandler Vaudrin	Mar. 1, 2021 vs. (8) High Point (10 points, 12 rebounds, 10 assists)
Chandler Vaudrin	Dec. 30, 2020 vs. Campbell (10 points, 13 rebounds, 10 assists)
Chandler Vaudrin	Dec. 13, 2020 at USC Upstate (13 points, 11 rebounds, 14 assists)
Chandler Vaudrin	Jan. 2, 2020 vs. Longwood (10 points, 12 rebounds, 11 assists)
Xavier Cooks	Dec. 2, 2017 vs. Reinhardt (11 points, 15 rebounds, 11 assists)

20-WIN SEASONS

SEASON (NCAA D1)	SEASON ENDED WITH...	FINAL RECORD
29--2006-07	(NCAA Tourney - W, 74-64, (6) Notre Dame)	29-5
	(NCAA 2nd Rnd - L, 75-61, (3) Oregon)	26-7
27--2004-05	(NCAA Tourney - L, 74-64, (3) Gonzaga)	27-6
26--2016-17	(NCAA Tourney - L, 76-64, (3) Butler)	26-7
24--2019-20	(Big South Champions - NCAA Tourney canceled (COVID19)	24-10
23--2020-21	(NCAA Tourney - L, 73-63, (5) Villanova)	23-2
23--2021-22	(Big South Tournament Final - L, 79-58)	23-9
23--2015-16	(Big South Tournament Final - L, 77-68)	23-9
23--2005-06	(NCAA Tourney - L, 63-61, (2) Tennessee)	23-8
22--2007-08	(NCAA Tourney - L, 71-40, (4) Washington State)	22-12
21--1999-00	(NCAA Tourney - L, 74-50, (3) Oklahoma)	21-9
21--1998-99	(NCAA Tourney - L, 80-41, (1) Auburn)	21-8
20--2013-14	(Big South Tournament Final - L, 76-61)	20-13
20--2002-03	(Big South Tournament Semi-Finals - L, 81-80 OT, UNCA)	20-10
20--1985-86	(Big South Tournament Semi-Finals - L, 87-79)	20-9

Last Meeting (11/9/22) | Winthrop Coliseum

Official Basketball Box Score -- Game Totals -- Final Statistics

Piedmont vs WINTHROP

11-9-22 7:00 p.m. at Rock Hill, S.C. (Winthrop Coliseum)

Piedmont 56 • 0-2

#	Player		Total		3-Ptr	Rebounds			PF	TP	A	TO	Blk	Stl	Min
			FG-FGA	FG-FGA	FT-FTA	Off	Def	Tot							
12	BEAGLE, Garrett	f	4-6	0-0	0-0	1	4	5	4	8	2	2	0	2	19
02	CLEMENTS-OWENS, Orr	g	4-11	4-8	0-0	0	3	3	1	12	1	3	0	2	24
05	JOLLY, Ryan	g	3-8	2-4	2-4	0	2	2	3	10	0	7	0	0	30
10	RICHTER, Will	g	1-4	1-3	0-0	0	1	1	0	3	1	1	0	1	21
14	STIMPSON, Andrew	g	2-6	0-1	2-2	1	4	5	1	6	2	0	0	0	21
01	HELENBROOK, Joe		1-1	0-0	0-0	3	4	7	2	2	4	0	3	0	19
04	REARDON, Noah		2-10	0-4	0-0	0	0	0	0	4	1	1	0	0	17
11	PALMER, Aaron		4-7	1-1	0-0	1	3	4	4	9	1	2	0	0	15
13	NORMAN, Hunter		1-3	0-1	0-2	0	3	3	1	2	2	1	0	1	16
23	CRANFORD, Logan		0-0	0-0	0-0	0	0	0	0	0	0	0	0	0	3
31	DEAN, Devin		0-4	0-0	0-0	1	0	1	1	0	0	2	0	0	9
35	HARTENBURG, Luke		0-0	0-0	0-0	0	0	0	3	0	0	0	0	0	6
Team						1	2	3							
Totals			22-60	8-22	4-8	8	26	34	20	56	14	19	3	6	200

FG % 1st Half: 12-27 44.4% 2nd half: 10-33 30.3% Game: 22-60 36.7%
 3FG % 1st Half: 6-11 54.5% 2nd half: 2-11 18.2% Game: 8-22 36.4%
 FT % 1st Half: 4-4 100.0% 2nd half: 0-4 0.0% Game: 4-8 50.0%

Deadball
Rebounds
2

WINTHROP 78 • 1-1

#	Player		Total		3-Ptr	Rebounds			PF	TP	A	TO	Blk	Stl	Min
			FG-FGA	FG-FGA	FT-FTA	Off	Def	Tot							
04	TALFORD, Kelton	f	9-11	0-0	5-7	5	6	11	3	23	0	0	1	0	25
12	HIGHTOWER, Cory	f	5-12	2-8	3-5	2	7	9	1	15	5	2	1	1	29
33	CLAXTON, Chase	f	1-4	0-0	1-5	2	4	6	2	3	4	3	1	2	31
00	MCMAHON, Sin'Cere	g	2-8	2-7	0-1	0	1	1	0	6	4	3	0	1	31
21	WILSON, Isaiah	g	2-3	2-3	2-4	0	2	2	5	8	4	3	0	2	19
01	LANE, Toneari		4-10	4-9	0-0	0	6	6	0	12	1	0	0	0	23
02	MCKELVY, Xavier		4-8	1-5	2-2	2	0	2	0	11	0	1	0	2	14
10	WHITESIDE, Cameron		0-2	0-2	0-0	1	0	1	3	0	0	1	0	0	12
23	MOORE, Michael		0-0	0-0	0-0	0	6	6	1	0	0	2	0	1	16
Team						0	0	0				1			
Totals			27-58	11-34	13-24	12	32	44	15	78	18	16	3	9	200

FG % 1st Half: 16-34 47.1% 2nd half: 11-24 45.8% Game: 27-58 46.6%
 3FG % 1st Half: 7-20 35.0% 2nd half: 4-14 28.6% Game: 11-34 32.4%
 FT % 1st Half: 4-6 66.7% 2nd half: 9-18 50.0% Game: 13-24 54.2%

Deadball
Rebounds
4

Officials: Jeremy Mosier(R), Nick Agress, Adam James

Technical fouls: Piedmont-None. WINTHROP-None.

Attendance: 875

Score by periods	1st	2nd	Total
Piedmont	34	22	56
WINTHROP	43	35	78

	In	Off	2nd	Fast	
Points	Paint	T/O	Chance	Break	Bench
PIEDMO	18	7	6	6	17
WINTHR	32	20	10	9	23

Last FG - PIEDMONT 2nd-01:09, WINTHROP 2nd-00:18.
 Largest lead - PIEDMONT None, WINTHROP by 22 2nd-02:33.
 PIEDMONT led for 00:00. WINTHROP led for 39:49. Game was tied for 00:11.

Score tied - 0 times.
 Lead changed - 0 times.

2023-24 COMBINED STATS

2023-24 Winthrop Men's Basketball Stats Winthrop Combined Team Statistics (as of Mar 08, 2024) All games

RECORD:	OVERALL	HOME	AWAY	NEUTRAL
ALL GAMES	17-15	11-5	6-9	0-1
CONFERENCE	8-8	4-4	4-4	0-0
NON-CONFERENCE	9-7	7-1	2-5	0-1

#	Player	gp-gs	min	avg	Total	3-Point	F-Throw	Rebounds		pf	dq	a	to	blk	stl	pts	avg
					fg-fga	fg%	3fg-fga	3fg%	ft-fa	ft%	off	def	tot	avg			
04	TALFORD, Kelton	31-28	841	27.1	153-245	.624	2-8	.250	130-188	.691	66	111	177	5.7	61	1	34
12	DOUCET, K.J.	32-30	766	23.9	129-291	.443	51-144	.354	88-123	.715	39	99	138	4.3	97	8	44
11	HARRISON, Kasen	31-29	978	31.5	111-264	.420	28-92	.304	99-131	.756	19	75	94	3.0	65	0	118
10	JOHNSON, Nick	32-28	889	27.8	99-236	.419	35-99	.354	99-159	.623	32	79	111	3.5	63	1	55
03	ANUMBA, Micheal	18-11	495	27.5	49-97	.505	19-44	.432	42-52	.808	11	54	65	3.6	51	3	21
00	MCMAHON, Sin'Cere	32-2	620	19.4	82-214	.383	63-168	.375	32-44	.727	5	41	46	1.4	53	0	37
40	TIMMERMAN, Alex	31-7	568	18.3	85-162	.525	4-18	.222	53-63	.841	35	94	129	4.2	44	1	23
14	VAN BIBBER, Noah	18-0	161	8.9	21-66	.318	16-52	.308	12-14	.857	10	12	22	1.2	29	0	2
02	MCKELVY, Xavier	19-0	198	10.4	23-54	.426	6-21	.286	10-13	.769	8	37	45	2.4	16	0	9
23	MOORE, Michael	7-0	48	6.9	10-14	.714	0-0	.000	1-6	.167	6	7	13	1.9	3	0	0
33	CLAXTON, Chase	32-25	700	21.9	29-66	.439	8-35	.229	28-47	.596	34	81	115	3.6	58	2	21
05	DIALLO, Yoro	28-0	252	9.0	20-40	.500	1-8	.125	6-13	.462	21	42	63	2.3	29	2	15
13	HOWARD, Clay	7-0	18	2.6	4-11	.364	2-5	.400	1-3	.333	0	2	2	0.3	1	0	0
21	HARRISON, Henry	7-0	16	2.3	3-3	1.000	3-3	1.000	0-0	.000	0	0	0	0.0	0	0	1
Team											55	59	114				28
Total.....		32	6550		818-1763	.464	238-697	.341	601-856	.702	341	793	1134	35.4	570	18	380
Opponents.....		32	6550		785-1864	.421	251-794	.316	466-618	.754	356	732	1088	34.0	702	21	384

TEAM STATISTICS	WINTHROP	OPP	Date	Opponent	Score	Att.
SCORING	2475	2287	11/06/23	at Clemson	L 56-78	6361
Points per game	77.3	71.5	11/08/23	BREVARD	W 98-44	1002
Scoring margin	+5.9	-	11/11/23	DREXEL	L 72-74	2501
FIELD GOALS-ATT	818-1763	785-1864	11/17/23	HOLY CROSS	W 89-51	909
Field goal pct	.464	.421	11/18/23	IUPUI	W 74-61	711
3 POINT FG-ATT	238-697	251-794	11/19/23	ELON	W 78-70	944
3-point FG pct	.341	.316	11/24/23	at Georgia	L 69-78	6046
3-pt FG made per game	7.4	7.8	11/28/23	BOB JONES	W 90-49	860
FREE THROWS-ATT	601-856	466-618	12/02/23	at Coastal Carolina	W 90-87	1305
Free throw pct	.702	.754	12/05/23	QUEENS	W 88-82	1279
F-Throws made per game	18.8	14.6	12/10/23	at Little Rock	W 85-68	387
REBOUNDS	1134	1088	12/16/23	at Xavier	L 59-75	10224
Rebounds per game	35.4	34.0	12/19/23	at South Carolina	L 62-72	9455
Rebounding margin	+1.4	-	12/22/23	at Florida St.	L 61-67	4499
ASSISTS	380	384	12/29/23	TOCCOA FALLS	W 113-62	1362
Assists per game	11.9	12.0	* 01/03/24	LONGWOOD	Wot 68-60	1426
TURNOVERS	415	426	* 01/06/24	at USC Upstate	Wot 82-80	508
Turnovers per game	13.0	13.3	* 01/10/24	at Presbyterian	W 81-71	644
Turnover margin	+0.3	-	* 01/13/24	RADFORD	Wo3 92-88	2092
Assist/turnover ratio	0.9	0.9	* 01/18/24	UNC ASHEVILLE	L 77-82	2831
STEALS	201	218	* 01/20/24	at Gardner-Webb	L 74-79	702
Steals per game	6.3	6.8	* 01/24/24	at Charleston So.	W 78-59	812
BLOCKS	89	125	* 01/27/24	HIGH POINT	L 81-83	2440
Blocks per game	2.8	3.9	* 02/03/24	at UNC Asheville	L 78-82	2206
ATTENDANCE	27191	55268	* 02/07/24	CHARLESTON SO.	W 67-46	1894
Home games-Avg/Game	16-1699	15-3401	* 02/10/24	at Longwood	L 74-84	2873
Neutral site-Avg/Game	-	1-4258	* 02/15/24	at Radford	W 85-69	1404
			* 02/21/24	PRESBYTERIAN	L 55-78	2272
			* 02/24/24	USC UPSTATE	W 83-74	2225
			* 02/28/24	at High Point	Lot 96-100	3584
			* 03/02/24	GARDNER-WEBB	L 64-65	2443
			03/08/24	vs Longwood	L 56-69	4258

* = Conference game

2023-24 TEAM GAME-BY-GAME

2023-24 Winthrop Men's Basketball Stats Winthrop Team Game-by-Game (as of Mar 09, 2024) All games

TEAM STATISTICS

Opponent	Date	Score		Total		3-Pointers		Free throws		Rebounds				pf	a	t/o	blk	stl	pts	avg
				fg-fga	pct	3fg-fga	pct	ft-fa	pct	off	def	tot	avg							
at Clemson	11/06/23	56-78	L	18-52	.346	5-18	.278	15-18	.833	6	24	30	30.0	13	6	14	0	5	56	56.0
BREVARD	11/08/23	98-44	W	36-59	.610	7-19	.368	19-28	.679	15	26	41	35.5	12	14	15	6	15	98	77.0
DREXEL	11/11/23	72-74	L	22-47	.468	3-13	.231	25-36	.694	8	22	30	33.7	19	5	10	2	2	72	75.3
HOLY CROSS	11/17/23	89-51	W	29-54	.537	14-26	.538	17-23	.739	8	30	38	34.8	17	14	10	4	5	89	78.8
IUPUI	11/18/23	74-61	W	22-45	.489	7-18	.389	23-34	.676	12	21	33	34.4	14	9	18	1	12	74	77.8
ELON	11/19/23	78-70	W	23-54	.426	5-20	.250	27-35	.771	11	21	32	34.0	22	12	7	2	7	78	77.8
at Georgia	11/24/23	69-78	L	25-59	.424	3-20	.150	16-23	.696	10	23	33	33.9	18	12	7	2	5	69	76.6
BOB JONES	11/28/23	90-49	W	29-54	.537	13-25	.520	19-23	.826	9	30	39	34.5	12	22	12	3	11	90	78.2
at Coastal Carolina	12/02/23	90-87	W	32-79	.405	13-37	.351	13-22	.591	28	23	51	36.3	12	11	9	2	3	90	79.6
QUEENS	12/05/23	88-82	W	28-65	.431	6-21	.286	26-35	.743	13	30	43	37.0	22	11	15	4	8	88	80.4
at Little Rock	12/10/23	85-68	W	29-50	.580	9-16	.563	18-22	.818	8	23	31	36.5	14	10	17	1	4	85	80.8
at Xavier	12/16/23	59-75	L	22-58	.379	8-23	.348	7-19	.368	12	18	30	35.9	17	17	12	2	7	59	79.0
at South Carolina	12/19/23	62-72	L	16-47	.340	7-21	.333	23-29	.793	12	20	32	35.6	14	13	14	6	6	62	77.7
at Florida St.	12/22/23	61-67	L	17-51	.333	7-16	.438	20-27	.741	12	31	43	36.1	28	9	24	3	2	61	76.5
TOCCOA FALLS	12/29/23	113-62	W	43-81	.531	10-35	.286	17-21	.810	20	39	59	37.7	12	24	8	2	9	113	78.9
LONGWOOD	01/03/24	68-60	Wot	20-52	.385	4-25	.160	24-39	.615	14	29	43	38.0	20	7	19	4	9	68	78.2
at USC Upstate	01/06/24	82-80	Wot	25-49	.510	7-21	.333	25-37	.676	6	26	32	37.6	21	12	11	3	7	82	78.5
at Presbyterian	01/10/24	81-71	W	25-46	.543	10-20	.500	21-25	.840	5	26	31	37.3	17	11	13	3	5	81	78.6
RADFORD	01/13/24	92-88	Wot	29-63	.460	10-29	.345	24-38	.632	13	27	40	37.4	16	13	15	2	7	92	79.3
UNC ASHEVILLE	01/18/24	77-82	L	24-51	.471	10-22	.455	19-27	.704	6	23	29	37.0	22	12	15	3	8	77	79.2
at Gardner-Webb	01/20/24	74-79	L	18-43	.419	9-19	.474	29-38	.763	8	22	30	36.7	23	10	17	2	6	74	79.0
at Charleston So.	01/24/24	78-59	W	33-57	.579	6-19	.316	6-11	.545	5	28	33	36.5	17	17	13	1	7	78	78.9
HIGH POINT	01/27/24	81-83	L	31-56	.554	3-11	.273	16-24	.667	9	20	29	36.2	23	6	10	2	2	81	79.0
at UNC Asheville	02/03/24	78-82	L	27-62	.435	8-23	.348	16-19	.842	6	24	30	35.9	21	11	9	3	6	78	79.0
CHARLESTON SO.	02/07/24	67-46	W	25-59	.424	7-24	.292	10-14	.714	11	28	39	36.0	12	14	12	3	11	67	78.5
at Longwood	02/10/24	74-84	L	21-44	.477	5-19	.263	27-42	.643	9	18	27	35.7	25	9	15	1	7	74	78.3
at Radford	02/15/24	85-69	W	29-58	.500	8-27	.296	19-22	.864	11	22	33	35.6	14	12	7	2	3	85	78.6
PRESBYTERIAN	02/21/24	55-78	L	22-51	.431	5-19	.263	6-12	.500	10	19	29	35.4	15	11	17	3	3	55	77.7
USC UPSTATE	02/24/24	83-74	W	26-53	.491	6-23	.261	25-35	.714	13	27	40	35.5	18	10	11	4	7	83	77.9
at High Point	02/28/24	96-100	Lot	30-63	.476	6-20	.300	30-50	.600	15	23	38	35.6	24	12	13	2	4	96	78.5
GARDNER-WEBB	03/02/24	64-65	L	21-52	.404	8-22	.364	14-21	.667	10	26	36	35.6	18	9	12	5	3	64	78.0
vs Longwood	03/08/24	56-69	L	21-49	.429	9-26	.346	5-7	.714	6	24	30	35.4	18	15	14	6	5	56	77.3
Winthrop		2475		818-1763	.464	238-697	.341	601-856	.702	341	793	1134	35.4	570	380	415	89	201	2475	77.3
Opponents		2287		785-1864	.421	251-794	.316	466-618	.754	356	732	1088	34.0	702	384	426	125	218	2287	71.5

Games played: 32
Points/game: 77.3
FG Pct: 46.4
3FG Pct: 34.1
FT Pct: 70.2

Rebounds/game: 35.4
Assists/game: 11.9
Turnovers/game: 13.0
Assist/turnover ratio: 0.9
Steals/game: 6.3
Blocks/game: 2.8

2023-24 BIG SOUTH ONLY STATS

2023-24 Winthrop Men's Basketball Stats Winthrop Combined Team Statistics (as of Mar 02, 2024) BSC games only

RECORD:	OVERALL	HOME	AWAY	NEUTRAL
ALL GAMES	8-8	4-4	4-4	0-0
CONFERENCE	8-8	4-4	4-4	0-0
NON-CONFERENCE	0-0	0-0	0-0	0-0

#	Player	gp-gs	min	avg	Total	3-Point	F-Throw	Rebounds			pf	dq	a	to	blk	stl	pts	avg
					fg-fga	fg%	3fg-fga	3fg%	ft-fa	ft%	off	def	tot	avg				
04	TALFORD, Kelton	16-14	462	28.9	91-140	.650	2-5	.400	75-116	.647	39	66	105	6.6	34	1	24	16.2
11	HARRISON, Kasen	16-15	535	33.4	66-135	.489	16-47	.340	54-67	.806	11	30	41	2.6	34	0	55	12.6
12	DOUCET, K.J.	16-14	389	24.3	63-150	.420	21-73	.288	39-61	.639	18	57	75	4.7	54	4	19	11.6
10	JOHNSON, Nick	16-13	473	29.6	48-111	.432	17-50	.340	58-88	.659	14	42	56	3.5	37	0	23	10.7
03	ANUMBA, Micheal	16-10	453	28.3	44-84	.524	16-35	.457	38-48	.792	9	51	60	3.8	45	3	20	8.9
00	MCMAHON, Sin'Cere	16-0	285	17.8	38-111	.342	27-87	.310	15-19	.789	2	18	20	1.3	24	0	15	7.4
40	TIMMERMAN, Alex	16-3	247	15.4	34-75	.453	2-12	.167	13-18	.722	14	34	48	3.0	20	0	6	5.2
33	CLAXTON, Chase	16-11	347	21.7	15-30	.500	8-22	.364	15-26	.577	11	42	53	3.3	35	2	9	3.3
14	VAN BIBBER, Noah	5-0	16	3.2	3-7	.429	3-6	.500	2-3	.667	1	0	1	0.2	6	0	0	2.2
13	HOWARD, Clay	2-0	3	1.5	1-1	1.000	0-0	.000	0-0	.000	0	0	0	0.0	0	0	0	1.0
05	DIALLO, Yoro	13-0	108	8.3	3-12	.250	0-5	.000	2-5	.400	9	15	24	1.8	12	0	5	0.6
21	HARRISON, Henry	2-0	3	1.5	0-0	.000	0-0	.000	0-0	.000	0	0	0	0.0	0	0	1	0.0
02	MCKELVY, Xavier	5-0	26	5.2	0-3	.000	0-1	.000	0-2	.000	0	7	7	1.4	4	0	0	0.0
23	MOORE, Michael	1-0	3	3.0	0-0	.000	0-0	.000	0-1	.000	0	0	0	0.0	1	0	0	0.0
Team											23	26	49	14				
Total.....		16	3350		406-859	.473	112-343	.327	311-454	.685	151	388	539	33.7	306	10	176	77.2
Opponents.....		16	3350		412-933	.442	130-387	.336	246-334	.737	176	374	550	34.4	372	14	186	75.0

TEAM STATISTICS	WINTHROP	OPP	Date	Opponent	Score	Att.
SCORING	1235	1200	* 01/03/24	LONGWOOD	Wot 68-60	1426
Points per game	77.2	75.0	* 01/06/24	at USC Upstate	Wot 82-80	508
Scoring margin	+2.2	-	* 01/10/24	at Presbyterian	W 81-71	644
FIELD GOALS-ATT	406-859	412-933	* 01/13/24	RADFORD	Wo3 92-88	2092
Field goal pct	.473	.442	* 01/18/24	UNC ASHEVILLE	L 77-82	2831
3 POINT FG-ATT	112-343	130-387	* 01/20/24	at Gardner-Webb	L 74-79	702
3-point FG pct	.327	.336	* 01/24/24	at Charleston So.	W 78-59	812
3-pt FG made per game	7.0	8.1	* 01/27/24	HIGH POINT	L 81-83	2440
FREE THROWS-ATT	311-454	246-334	* 02/03/24	at UNC Asheville	L 78-82	2206
Free throw pct	.685	.737	* 02/07/24	CHARLESTON SO.	W 67-46	1894
F-Throws made per game	19.4	15.4	* 02/10/24	at Longwood	L 74-84	2873
REBOUNDS	539	550	* 02/15/24	at Radford	W 85-69	1404
Rebounds per game	33.7	34.4	* 02/21/24	PRESBYTERIAN	L 55-78	2272
Rebounding margin	-0.7	-	* 02/24/24	USC UPSTATE	W 83-74	2225
ASSISTS	176	186	* 02/28/24	at High Point	Lot 96-100	3584
Assists per game	11.0	11.6	* 03/02/24	GARDNER-WEBB	L 64-65	2443
TURNOVERS	209	219	* = Conference game			
Turnovers per game	13.1	13.7				
Turnover margin	+0.6	-				
Assist/turnover ratio	0.8	0.8				
STEALS	95	100				
Steals per game	5.9	6.3				
BLOCKS	43	51				
Blocks per game	2.7	3.2				
ATTENDANCE	17623	12733				
Home games-Avg/Game	8-2203	8-1592				
Neutral site-Avg/Game	-	0-0				

Score by Periods	1st	2nd	OT	OT2	OT3	Totals
Winthrop	579	597	42	6	11	1235
Opponents	527	624	36	6	7	1200

WINTHROP BASKETBALL

↳ TRADITION RICH PROGRAM ↵

~NCAA D1 Member since 1985~

- 13 Big South Conference Championships (most in conference history)
- 11 NCAA Tournament Appearances (most in conference history and all in the last 22 years)
- Most 20-win seasons in Big South history (14)
- Eight seasons with 23 or more wins and a Big South record 29 wins in 2006-07
- Most wins all-time by Big South member (656) and most league wins all-time (350)
- Only Big South member to earn an 11, 12, 13 and 14 seed in NCAA Tournament
- First Big South member to win an NCAA Tournament game (defeated 6th seeded Notre Dame 74-64 in 2007)
- Big South record 55 conference tournament wins
- Big South record 18 conference championship game appearances
- 23 winning seasons out of 36 NCAA D1 seasons
- Notable Non-Conference Wins (ACC-Clemson (2), Georgia Tech, Miami, Wake Forest/Big East- Providence, Marquette, Notre Dame/Big 10-Illinois/Big 12-Missouri/PAC 12-Washington/SEC-Georgia, Mississippi State, Auburn/Mid-Majors-ODU, Missouri State, Saint Mary's (Ca.)/Independent-Miami)
- Three AP All-America selections (Greg Lewis, Keon Johnson, Xavier Cooks)
- 50 All-League selections, 38 All-Tournament Team selections
- Eagles have two of the Top 5 winningest coaches in the history of the league as Gregg Marshall has 194 (2nd) and Pat Kelsey currently has 186 (4th)
- Both are also in the Top 4 for conference wins all-time as Kelsey has 110 (2nd) and Marshall is 4th with 104



WINTHROP

B A S K E T B A L L